


International Powerlifting Federation
2026 IPF World Classic Bench Press Championships
Warsaw, Poland - 23-05-2026 to 31-05-2026
Final Results

Place	Name	YOB	Team	Lot	Bd. Wt.	Coeff.	BP1	BP2	BP3	Best	Points	IPF GL Points	Place
Open - 47kg													
1	EMELIE ASLUND	1995	SWE	5	46.84	1.063938	90.0	95.0	100.0	100.0 [1]	12	106.393800	4
2	MARI BEGLARASHVILI	1999	GEO	1	46.63	1.069430	72.5	75.0	77.5	77.5 [2]	9	82.880825	52
3	AGNIESZKA ZIMMERMANN	1994	POL	3	45.73	1.094282	67.5	72.5	75.0	75.0 [3]	8	82.071150	55
4	TETIANA DAVIDENKO	1990	UKR	2	45.72	1.094571	70.0	72.5	75.0	72.5 [4]	7	79.356398	63
Open - 52kg													
1	KRISZTINA NAGYPAL	1985	HUN	6	50.70	0.979812	100.0	102.5	105.0	105.0 [1]	12	102.880260	10
2	SACHIKO IWAMOTO	1973	JPN	14	51.40	0.967374	95.0	100.0	107.5	100.0 [2]	9	96.737400	19
3	LOLA TREMPE	1999	SUI	7	51.72	0.961925	92.5	97.5	100.0	97.5 [3]	8	93.787688	29
4	DEBORAH-SUE SCHOEPE	1997	GER	13	50.53	0.982945	92.5	95.0	97.5	95.0 [4]	7	93.379775	31
5	JOHANNA KURONEN	1988	FIN	9	51.51	0.965485	90.0	92.5	97.5	92.5 [5]	6	89.307363	36
6	CARA MALEK	2001	GER	11	50.51	0.983317	82.5	87.5	90.0	90.0 [6]	5	88.498530	39
7	MIYABI KIKUCHI	1998	JPN	12	51.91	0.958757	80.0	85.0	90.0	90.0 [7]	4	86.288130	46
8	HANNAH SOUTHWOOD	1992	CAN	8	51.81	0.960418	82.5	87.5	92.5	87.5 [8]	3	84.036575	50
9	AMILA DISSANAYAKE	1988	GBR	10	51.30	0.969107	77.5	82.5	85.0	85.0 [9]	2	82.374095	53
Open - 57kg													
1	JULIA STARCK	1998	SWE	23	56.36	0.896655	107.5	112.5	115.0	115.0 [1]	12	103.115325	8
2	ZIJUN CHEN	1995	GBR	21	56.91	0.890332	102.5	107.5	112.5	112.5 [2]	9	100.162350	13
3	MARIJE WESTRA	2002	NED	15	55.89	0.902263	107.5	110.0	115.0	110.0 [3]	8	99.248930	15
4	AKANE ISHIBASHI	1993	JPN	17	55.53	0.906693	100.0	107.5	115.0	100.0 [4]	7	90.669300	33
5	HANNA BUTURLYM	1997	UKR	18	56.92	0.890220	100.0	105.0	105.0	100.0 [5]	6	89.022000	38
6	JENNI HENRIKSSON	1992	FIN	22	54.47	0.920455	95.0	102.5	107.5	95.0 [6]	5	87.443225	43
7	ZOE COINNE	1998	BEL	19	56.47	0.895370	85.0	90.0	90.0	90.0 [7]	4	80.583300	61
8	ZARIAH VALENTINE	2002	USA	16	56.30	0.897360	72.5	77.5	82.5	82.5 [8]	3	74.032200	71
9	ISABELLE CAMPISI	2001	AUS	20	56.34	0.896889	72.5	75.0	77.5	77.5 [9]	2	69.508898	77
Open - 63kg													
1	SOPIKO KVANTCHIANI	1998	GEO	24	62.88	0.835344	115.0	120.0	122.5	120.0 [1]	12	100.241280	12
2	MARIE BOYER	2000	FRA	35	62.63	0.837230	107.5	112.5	117.5	117.5 [2]	9	98.374525	16
3	ELIN KOLDING	1998	NOR	32	62.17	0.840781	115.0	120.0	120.0	115.0 [3]	8	96.689815	20
4	JANNEKE BRAUCKMAN	1999	NED	36	62.36	0.839301	105.0	110.0	115.0	115.0 [4]	7	96.519615	21
5	SONJA RUESS	1998	AUT	31	62.60	0.837458	107.5	112.5	115.0	115.0 [5]	6	96.307670	22
6	HANNA KADATSKA	1977	UKR	33	62.63	0.837230	110.0	112.5	117.5	112.5 [6]	5	94.188375	26

Place	Name	YOB	Team	Lot	Bd. Wt.	Coeff.	BP1	BP2	BP3	Best	Points	IPF GL Points	Place
7	DEIMANTE ZURINSKAITE	2001	LTU	28	62.66	0.837002	402.5	105.0	407.5	105.0 [7]	4	87.885210	40
8	MARINE TRIGALLEZ	2000	BEL	26	62.91	0.835120	92.5	100.0	405.0	100.0 [8]	3	83.512000	51
9	ANGEL DAWKINS	2001	USA	34	57.59	0.882856	92.5	97.5	97.5	92.5 [9]	2	81.664180	57
10	CLAUDIA NICOLSON	1998	GBR	29	62.42	0.838837	87.5	92.5	97.5	92.5 [10]	1	77.592423	66
11	LOU MALIKA DERDER	1999	SUI	25	62.54	0.837916	92.5	97.5	97.5	92.5 [11]	1	77.507230	67
12	EMILY YONG	2002	CAN	30	62.57	0.837687	82.5	87.5	90.0	90.0 [12]	1	75.391830	70
13	CHRISTINE WU	2002	AUS	27	62.80	0.835944	77.5	85.0	90.0	85.0 [13]	1	71.055240	76
14	EMILY CAKEBREAD	2000	GBR	37	62.16	0.840859	80.0	80.0	85.0	80.0 [14]	1	67.268720	80
Open - 69kg													
1	ZSANETT PALAGYI	1986	HUN	51	66.42	0.811651	115.0	117.5	422.5	117.5 [1]	12	95.368993	25
2	WAVENEY TEALE-RUSS	1998	NZL	44	68.66	0.799147	442.5	112.5	117.5	117.5 [2]	9	93.899773	27
3	KILEY MORRISSEY	1999	CAN	40	68.71	0.798887	112.5	117.5	422.5	117.5 [3]	8	93.869223	28
4	JENNIFER LJUNGBERG	1999	SWE	38	68.26	0.801256	107.5	112.5	447.5	112.5 [4]	7	90.141300	35
5	TABEA STUDT	1998	GER	47	68.83	0.798266	110.0	442.5	442.5	110.0 [5]	6	87.809260	41
6	JULIANNE THAMMAVONG	1998	AUS	42	66.84	0.809174	102.5	107.5	442.5	107.5 [6]	5	86.986205	45
7	ROOSA VALKOLA	1998	FIN	50	68.78	0.798524	102.5	107.5	445.0	107.5 [7]	4	85.841330	49
8	LIZZY ROBERTS	1999	CAN	43	66.15	0.813277	87.5	95.0	100.0	100.0 [8]	3	81.327700	59
9	ELAINE BOLAND	1989	IRL	45	67.30	0.806533	92.5	97.5	100.0	100.0 [9]	2	80.653300	60
10	SINA GARTNER	1993	USA	52	67.99	0.802710	95.0	100.0	402.5	100.0 [10]	1	80.271000	62
11	JESSICA JEREMAES	2001	SUI	39	68.47	0.800143	92.5	97.5	400.0	97.5 [11]	1	78.013943	65
12	AMY MARTIN	2000	GBR	46	68.54	0.799774	90.0	95.0	97.5	95.0 [12]	1	75.978530	68
13	NAMIKO SAKATA	1988	JPN	49	65.13	0.819676	92.5	405.0	405.0	92.5 [13]	1	75.820030	69
14	AMELIA BRIANT	1995	AUS	41	67.57	0.805018	90.0	95.0	95.0	90.0 [14]	1	72.451620	73
15	CLAUDIA LEE	1996	SGP	48	65.68	0.816175	72.5	77.5	80.0	77.5 [15]	1	63.253563	82
Open - 76kg													
1	LAURA MAUTALEN	2000	FRA	25	75.66	0.769253	135.0	142.5	145.0	145.0 [1]	12	111.541685	3 
2	ANNIKA ZELANDER	1988	SWE	32	75.99	0.768119	130.0	137.5	447.5	137.5 [2]	9	105.616363	5
3	MICHELLE BARTH	1994	GER	19	75.98	0.768153	120.0	427.5	130.0	130.0 [3]	8	99.859890	14
4	MICAELA ODLING	1990	SWE	28	73.77	0.776172	120.0	125.0	427.5	125.0 [4]	7	97.021500	18
5	BARBORA JOSKOVA	1997	CZE	27	74.41	0.773745	112.5	120.0	427.5	120.0 [5]	6	92.849400	32
6	MARTHINE MYHR	1999	NOR	24	75.66	0.769253	407.5	112.5	117.5	117.5 [6]	5	90.387228	34
7	DESTINY VANIER HIGDEN	2002	CAN	31	72.85	0.779819	105.0	440.0	112.5	112.5 [7]	4	87.729638	42
8	JULIA KUBERSKA	2002	POL	23	73.79	0.776095	100.0	105.0	440.0	105.0 [8]	3	81.489975	58
9	LYDIA NORTH	1988	CAN	20	75.98	0.768153	97.5	102.5	405.0	102.5 [9]	2	78.735683	64
10	KATELYN ATTIA	1995	AUS	26	71.88	0.783881	85.0	90.0	92.5	92.5 [10]	1	72.508993	72
11	AMY WRIGHT	1999	GBR	21	74.57	0.773153	92.5	92.5	97.5	92.5 [11]	1	71.516653	74
12	CHLOE LIEBECK	1989	AUS	30	73.77	0.776172	87.5	90.0	90.0	87.5 [12]	1	67.915050	78
13	KATARINA STOJANOVIC	2002	SRB	29	74.86	0.772091	87.5	92.5	92.5	87.5 [13]	1	67.557963	79

Place	Name	YOB	Team	Lot	Bd. Wt.	Coeff.	BP1	BP2	BP3	Best	Points	IPF GL Points	Place
14	KAI XINN CHEW	1995	SGP	22	73.79	0.776095	80.0	85.0	90.0	85.0 [14]	1	65.968075	81
Open - 84kg													
1	MIRA LAHTINEN	1987	FIN	2	81.35	0.752328	132.5	137.5	442.5	137.5 [1]	12	103.445100	6
2	MICHELLE ROBBINS	1997	USA	10	82.80	0.748791	132.5	137.5	442.5	137.5 [2]	9	102.958763	9
3	IELJA STRIK	1973	NED	7	83.11	0.748070	125.0	127.5	430.0	127.5 [3]	8	95.378925	24
4	BETHANY PARKER	1999	AUS	1	82.65	0.749145	445.0	125.0	430.0	125.0 [4]	7	93.643125	30
5	ERYKAH BOATEN	2001	GBR	8	83.70	0.746730	107.5	112.5	115.0	115.0 [5]	6	85.873950	47
6	SIAN ARTERTON	1998	GBR	9	83.77	0.746574	110.0	115.0	447.5	115.0 [6]	5	85.856010	48
7	RAMANJOT GHUMAN	1987	CAN	3	83.55	0.747067	105.0	110.0	442.5	110.0 [7]	4	82.177370	54
8	ASHLEIGH HAYS	2002	USA	6	77.88	0.762012	102.5	107.5	440.0	107.5 [8]	3	81.916290	56
9	VALERIE VRBOVA	1999	CZE	5	83.11	0.748070	80.0	85.0	95.0	95.0 [9]	2	71.066650	75
-	VILMA OLSSON	1999	SWE	4	78.40	0.760441	447.5	425.0	425.0	-	-	-	-
Open - 84+Kg													
1	MATILDA HJALLE	1991	SWE	18	103.27	0.719233	155.0	160.0	467.5	160.0 [1]	12	115.077280	1 <u>☞</u>
2	JOHANNA LAITINEN	1986	FIN	11	114.47	0.712148	152.5	160.0 w1	465.0	160.0 [2]	9	113.943680	2 <u>☞</u>
3	AGNES SZABO	1988	HUN	12	112.92	0.712913	135.0	142.5	145.0	145.0 [3]	8	103.372385	7
4	IVANA VOGEL	2001	NED	13	128.58	0.707286	130.0	137.5	145.0	145.0 [4]	7	102.556470	11
5	SOKOVETI UGAVULE	2001	AUS	15	132.57	0.706412	122.5	132.5	137.5	137.5 [5]	6	97.131650	17
6	HILDEBORG HUGDAL	1983	NOR	16	121.45	0.709333	135.0	440.0	440.0	135.0 [6]	5	95.759955	23
7	AILEEN BISHOP	1991	CAN	17	111.96	0.713416	112.5	120.0	125.0	125.0 [7]	4	89.177000	37
8	GUDNY ASTA SNORRADOTTIR	1973	ISL	14	111.96	0.713416	117.5	120.0	122.5	122.5 [8]	3	87.393460	44

Best Lifter - Open

Place	Name	Team	Wt.Cat.	Bd.Wt.	Coeff.	Best BP	IPF GL Points
1	MATILDA HJALLE	SWE	84+kg	103.27	0.719233	160.0	115.077280
2	JOHANNA LAITINEN	FIN	84+kg	114.47	0.712148	160.0	113.943680
3	LAURA MAUTALEN	FRA	76kg	75.66	0.769253	145.0	111.541685

Team Championship - Open

Place	Team	Points	Best Points	IPF GL Points
1	SWEDEN	52	12+12+12+9+7	527.224268
2	FINLAND	36	12+9+6+5+4	479.980698
3	HUNGARY	32	12+12+8	301.621638
4	NETHERLANDS	30	8+8+7+7	393.703940
5	GERMANY	26	8+7+6+5	369.547455
6	GREAT BRITAIN	23	9+6+5+2+1	431.858828
7	CANADA	23	8+4+4+4+3	436.989806

Team Championship - Open				
Place	Team	Points	Best Points	IPF GL Points
8	FRANCE	21	12+9	209.916210
9	GEORGIA	21	12+9	183.122105
10	JAPAN	21	9+7+4+1	349.514860
11	AUSTRALIA	21	7+6+5+2+1	419.778871
12	UNITED STATES OF AMERICA	18	9+3+3+2+1	420.842433
13	NORWAY	18	8+5+5	282.836998
14	UKRAINE	18	7+6+5	262.566773
15	POLAND	11	8+3	163.561125
16	SWITZERLAND	10	8+1+1	249.308861
17	NEW ZEALAND	9	9	93.899773
18	CZECHIA	8	6+2	163.916050
19	BELGIUM	7	4+3	164.095300
20	AUSTRIA	6	6	96.307670
21	LITHUANIA	4	4	87.885210
22	ICELAND	3	3	87.393460
23	IRELAND	2	2	80.653300
24	SINGAPORE	2	1+1	129.221638
25	SERBIA	1	1	67.557963


Place	Name	YOB	Team	Lot	Bd. Wt.	Coeff.	BP1	BP2	BP3	Best	Points	IPF GL Points	Place
Sub Junior - 43kg													
1	MARIIA POSTUPAILO	2009	UKR	1	42.04	1.224465	45.0	60.0	62.5	45.0 [1]	12	55.100925	27
Sub Junior - 47kg													
1	VERONIKA ROUSALOVA	2009	CZE	2	46.50	1.072886	67.5	72.5	77.5	77.5 [1]	12	83.148665	2 <u>☺</u>
2	KATERYNA YAKOVENKO	2008	UKR	3	46.16	1.082134	67.5	72.5	77.5	72.5 [2]	9	78.454715	3 <u>☺</u>
3	YULIIA URBERG	2008	UKR	4	46.27	1.079108	60.0	62.5	67.5	62.5 [3]	8	67.444250	12
4	MARTYNA CHODERA	2011	POL	5	46.24	1.079930	35.0	40.0	42.5	40.0 [4]	7	43.197200	33
Sub Junior - 52kg													
1	YELYZAVETA ANDRIEIEVA	2009	UKR	7	51.18	0.971205	62.5	67.5	70.0	70.0 [1]	12	67.984350	10
2	NINI MARUASHVILI	2008	GEO	6	50.89	0.976364	60.0	67.5	67.5	67.5 [2]	9	65.904570	14
3	JULIA ZYSKOWSKA	2009	POL	8	51.75	0.961421	52.5	57.5	62.5	57.5 [3]	8	55.281708	26
Sub Junior - 57kg													
1	ERINE PAQUIN	2008	FRA	13	55.48	0.907318	77.5	82.5	85.0	85.0 [1]	12	77.122030	4
2	JENNA TARVAINEN	2008	FIN	11	56.79	0.891690	70.0	75.0	75.0	75.0 [2]	9	66.876750	13
3	KAROLINA KOSECKA	2008	POL	10	56.19	0.898661	45.0	50.0	52.5	52.5 [3]	8	47.179703	30
4	LIZI LEKISHVILI	2008	GEO	12	56.93	0.890107	47.5	62.5	62.5	47.5 [4]	7	42.280083	34
Sub Junior - 63kg													


Place	Name	YOB	Team	Lot	Bd. Wt.	Coeff.	BP1	BP2	BP3	Best	Points	IPF GL Points	Place
1	MARIE VAUTEY	2008	FRA	21	62.39	0.839069	85.0	90.0	92.5	90.0 [1]	12	75.516210	5
2	KSENIIA DENYSENKO	2008	UKR	14	61.75	0.844118	85.0	90.0	92.5	85.0 [2]	9	71.750030	8
3	LARA MIRANDA MARTIN	2008	GER	20	62.80	0.835944	62.5	65.0	72.5	72.5 [3]	8	60.605940	20
4	DAJANA JAVORSKA	2009	CZE	16	59.66	0.862196	62.5	67.5	70.0	70.0 [4]	7	60.353720	22
5	ADVIKA GUPTA	2008	IND	17	57.62	0.882535	62.5	67.5	70.0	67.5 [5]	6	59.571113	23
6	BARBORA BACKOVA	2008	SVK	15	60.44	0.855149	62.5	67.5	70.0	67.5 [6]	5	57.722558	24
7	OLIWIA GORNY	2008	POL	19	62.27	0.839999	52.5	55.0	60.0	60.0 [7]	4	50.399940	29
8	MARIA AL-KHOURY	2009	GBR	18	58.88	0.869632	45.0	50.0	52.5	52.5 [8]	3	45.655680	32
Sub Junior - 69kg													
1	VERONIKA MINIV	2008	UKR	31	68.37	0.800671	85.0	90.0	92.5	92.5 [1]	12	74.062068	6
2	ESSI NARVA	2009	FIN	29	66.75	0.809699	85.0	87.5	90.0	90.0 [2]	9	72.872910	7
3	SALOME MAMISASHVILI	2009	GEO	33	67.41	0.805913	70.0	77.5	80.0	80.0 [3]	8	64.473040	15
4	GUDRUN ASGEIRSDOTTIR	2008	ISL	30	67.80	0.803746	75.0	80.0	85.0	80.0 [4]	7	64.299680	16
5	GABRIELLA FLORY	2008	GBR	32	65.39	0.818006	75.0	75.0	82.5	75.0 [5]	6	61.350450	19
Sub Junior - 76kg													
1	IGA KRZYZANOWSKA	2011	POL	35	73.62	0.776753	77.5	82.5	90.0	90.0 [1]	12	69.907770	9
2	MARIIA HNIDENKO	2008	UKR	34	69.35	0.795625	70.0	75.0	77.5	77.5 [2]	9	61.660938	18
3	LIWIA KOBRZYNSKA	2008	POL	36	69.47	0.795028	67.5	72.5	80.0	72.5 [3]	8	57.639530	25
4	KETEVAN DAUSHVILI	2009	GEO	37	70.38	0.790631	45.0	50.0	52.5	52.5 [4]	7	41.508128	35
Sub Junior - 84kg													
1	MARLEY PARRISH	2009	USA	22	81.90	0.750954	115.0	120.0	125.5	115.0 [1]	12	86.359710	1 <u>W</u>
2	FANNI ANNA ARGILAN	2010	HUN	23	80.15	0.755472	80.0	85.0	85.0	80.0 [2]	9	60.437760	21
3	DARIA HNIDENKO	2009	UKR	25	78.66	0.759672	62.5	62.5	67.5	67.5 [3]	8	51.277860	28
4	JANE SCOTT	2010	GBR	24	82.14	0.750367	50.0	55.0	57.5	55.0 [4]	7	41.270185	36
Sub Junior - 84+Kg													
1	BARBARA BABINSZKI	2008	HUN	27	113.76	0.712491	85.0	90.0	95.0	95.0 [1]	12	67.686645	11
2	ALINA LYTVYN	2010	UKR	26	91.35	0.732648	75.0	80.0	85.0	85.0 [2]	9	62.275080	17
3	FREYA WELDON	2008	GBR	28	116.83	0.711088	55.0	60.0	65.0	65.0 [3]	8	46.220720	31


Best Lifter - Sub Junior

Place	Name	Team	Wt.Cat.	Bd.Wt.	Coeff.	Best BP	IPF GL Points
1	MARLEY PARRISH	USA	84kg	81.90	0.750954	115.0	86.359710
2	VERONIKA ROUSALOVA	CZE	47kg	46.50	1.072886	77.5	83.148665
3	KATERYNA YAKOVENKO	UKR	47kg	46.16	1.082134	72.5	78.454715

Team Championship - Sub Junior				
Place	Team	Points	Best Points	IPF GL Points
1	UKRAINE	54	12+12+12+9+9	347.352088
2	POLAND	43	12+8+8+8+7	273.205911
3	GEORGIA	31	9+8+7+7	214.165821
4	FRANCE	24	12+12	152.638240
5	GREAT BRITAIN	24	8+7+6+3	194.497035
6	HUNGARY	21	12+9	128.124405
7	CZECHIA	19	12+7	143.502385
8	FINLAND	18	9+9	139.749660
9	UNITED STATES OF AMERICA	12	12	86.359710
10	GERMANY	8	8	60.605940
11	ICELAND	7	7	64.299680
12	INDIA	6	6	59.571113
13	SLOVAKIA	5	5	57.722558

Place	Name	YOB	Team	Lot	Bd. Wt.	Coeff.	BP1	BP2	BP3	Best	Points	IPF GL Points	Place
Junior - 43kg													
1	ALINA RUZHYNKA	2005	UKR	1	42.42	1.208476	37.5	42.5	45.0	45.0 [1]	12	54.381420	55
Junior - 47kg													
1	HALEY KRAELING	2004	CAN	2	46.72	1.067062	62.5	67.5	70.0	70.0 [1]	12	74.694340	38
2	IRYNA KOROLIANCHUK	2007	UKR	3	46.99	1.060082	47.5	47.5	50.0	50.0 [2]	9	53.004100	56
3	ALEKSANDRA DAJKA	2004	POL	4	45.94	1.088285	40.0	42.5	47.5	42.5 [3]	8	46.252113	58
Junior - 52kg													
1	JULIETTE RIVIERE	2004	FRA	6	50.60	0.981650	92.5	97.5	100.0	100.0 [1]	12	98.165000	2 
2	YUME WADA	2007	JPN	10	51.33	0.968585	80.0	85.0	87.5	87.5 [2]	9	84.751188	19
3	SHION SOMEYA	2007	JPN	12	51.84	0.959918	85.0	85.0	90.0	85.0 [3]	8	81.593030	26
4	MAYANE ISCHI	2003	SUI	9	51.86	0.959586	77.5	82.5	87.5	82.5 [4]	7	79.165845	30
5	OLIVIA JACKSON	2007	USA	8	50.79	0.978172	75.0	80.0	85.0	80.0 [5]	6	78.253760	32
6	SIMRAN SIMRAN	2007	IND	11	50.79	0.978172	47.5	50.0	55.0	50.0 [6]	5	48.908600	57
-	WIKTORIA KONTEK	2006	POL	5	51.30	0.969107	72.5	75.0	75.0	-	-	-	-
Junior - 57kg													
1	JOY RINDFLEISCH	2004	USA	20	56.65	0.893289	97.5	100.0	102.5	102.5 [1]	12	91.562123	6
2	GEORGINA HARRISON	2003	GBR	16	56.59	0.893980	92.5	97.5	100.0	100.0 [2]	9	89.398000	7
3	YUMA NAGRA-YASUOKA	2006	CAN	17	56.70	0.892716	90.0	90.0	100.0	100.0 [3]	8	89.271600	8
4	CAMILLE DUBOISSET	2005	FRA	13	56.50	0.895021	92.5	97.5	102.5	97.5 [4]	7	87.264548	14
5	NADIA DEMIANCZUK	2005	POL	18	56.87	0.890784	85.0	90.0	90.0	90.0 [5]	6	80.170560	28
6	EVA VALDIMARSDOTTIR	2007	ISL	15	56.78	0.891804	75.0	80.0	82.5	80.0 [6]	5	71.344320	44
7	ABBIE WHITE	2005	GBR	19	56.38	0.896420	67.5	72.5	77.5	77.5 [7]	4	69.472550	48

Place	Name	YOB	Team	Lot	Bd. Wt.	Coeff.	BP1	BP2	BP3	Best	Points	IPF GL Points	Place
8	NARANZAYA NYAMDASH	2003	MGL	22	56.45	0.895603	70.0	77.5	85.0	77.5 [8]	3	69.409233	49
9	MARTYNA JANASZEK	2005	POL	21	56.13	0.899375	70.0	75.0	82.5	75.0 [9]	2	67.453125	52
10	CHIHANA MIZUSAWA	2007	JPN	14	54.11	0.925388	60.0	65.0	70.0	70.0 [10]	1	64.777160	54
Junior - 63kg													
1	ELODIE PICAZO	2004	FRA	28	62.47	0.838453	115.0	120.0	422.5	120.0 [1]	12	100.614360	1 
2	MATILDA BJARE	2003	SWE	32	62.48	0.838376	92.5	100.0	402.5	100.0 [2]	9	83.837600	22
3	VICTORIA HART	2004	GBR	29	62.35	0.839378	92.5	97.5	400.0	97.5 [3]	8	81.839355	25
4	SYDNEY WILSON	2006	CAN	27	62.72	0.836547	90.0	95.0	400.0	95.0 [4]	7	79.471965	29
5	NATALIA GOGOROVA	2007	SVK	25	61.35	0.847384	90.0	95.0	95.0	90.0 [5]	6	76.264560	36
6	SENA COSKUN	2005	NED	31	62.21	0.840467	85.0	90.0	95.0	90.0 [6]	5	75.642030	37
7	FABIENNE HERRMANN	2003	GER	30	61.66	0.844845	82.5	87.5	90.0	87.5 [7]	4	73.923938	40
8	WIKTORIA ZAPOTOCZNA	2004	POL	23	59.62	0.862568	85.0	90.0	90.0	85.0 [8]	3	73.318280	42
9	ROSE GELINAS	2005	CAN	26	61.80	0.843716	77.5	82.5	87.5	82.5 [9]	2	69.606570	47
10	CLAUDIA GOWLAND	2004	GBR	24	61.64	0.845008	75.0	80.0	82.5	80.0 [10]	1	67.600640	51
Junior - 69kg													
1	CAMILLE PLANET	2005	CAN	50	66.60	0.810581	107.5	110.0	445.0	110.0 [1]	12	89.163910	9
2	MARIE EVA VESPEROVA	2005	CZE	48	67.18	0.807215	97.5	102.5	105.0	105.0 [2]	9	84.757575	18
3	MEDEA KUEBLER	2006	GER	43	68.79	0.798472	100.0	105.0	442.5	105.0 [3]	8	83.839560	21
4	MARIA-SOPHIE HINZ	2006	GER	47	63.73	0.829158	92.5	97.5	402.5	97.5 [4]	7	80.842905	27
5	JESSICA BEAN	2003	GBR	46	67.86	0.803418	90.0	95.0	97.5	97.5 [5]	6	78.333255	31
6	CHINSEY DAAMS	2003	NED	42	65.46	0.817561	85.0	90.0	95.0	95.0 [6]	5	77.668295	33
7	CATHRYN CAVAZOS	2004	USA	45	66.12	0.813460	90.0	95.0	95.0	95.0 [7]	4	77.278700	34
8	AYDA KAYEDPOUR	2006	SWE	49	67.85	0.803472	95.0	402.5	407.5	95.0 [8]	3	76.329840	35
9	VIOLET STONES	2006	GBR	41	68.39	0.800565	87.5	92.5	92.5	92.5 [9]	2	74.052263	39
-	FERNANDA ESCOBEDO	2005	MEX	44	68.75	0.798679	402.5	402.5	407.5	-	-	-	-
Junior - 76kg													
1	NATALIA LESZCZYNSKI	2004	AUS	53	74.67	0.772785	112.5	117.5	122.5	122.5 [1]	12	94.666163	4
2	FREDERIQUE UBACHS	2003	NED	56	74.76	0.772455	112.5	120.0	425.0	120.0 [2]	9	92.694600	5
3	JANA ROJKOVA	2007	CZE	59	74.37	0.773895	110.0	115.0	447.5	115.0 [3]	8	88.997925	10
4	KAITLYN LAWSON	2007	CAN	55	72.69	0.780474	405.0	105.0	112.5	112.5 [4]	7	87.803325	12
5	QIAN YU PHANG	2004	GBR	54	72.99	0.779252	107.5	442.5	112.5	112.5 [5]	6	87.665850	13
6	KATALIN LUKACS	2003	NED	57	74.82	0.772237	102.5	107.5	112.5	112.5 [6]	5	86.876663	15
7	ELENA MIJATOVIC	2004	SRB	58	69.23	0.796227	102.5	107.5	440.0	107.5 [7]	4	85.594403	16
8	DESIREE SCHOEPF	2003	AUT	61	71.80	0.784226	97.5	102.5	107.5	107.5 [8]	3	84.304295	20
9	ALEKSANDRA ZAWADA	2004	GBR	52	75.53	0.769706	90.0	92.5	95.0	95.0 [9]	2	73.122070	43
10	LEAH SHORE	2003	CAN	60	75.66	0.769253	85.0	90.0	92.5	92.5 [10]	1	71.155903	45
11	VERONIKA MACEJOVA	2004	SVK	51	74.14	0.774758	80.0	85.0	90.0	90.0 [11]	1	69.728220	46
Junior - 84kg													

Place	Name	YOB	Team	Lot	Bd. Wt.	Coeff.	BP1	BP2	BP3	Best	Points	IPF GL Points	Place
1	JENNA LAITINEN	2003	FIN	35	80.88	0.753535	120.0	125.0	127.5	127.5 [1]	12	96.075713	3 
2	MINA HOLMEFJORD	2003	NOR	34	83.31	0.747611	112.5	117.5	127.5	117.5 [2]	9	87.844293	11
3	AIRI SAKAGUCHI	2003	JPN	33	82.68	0.749074	110.0	110.0	120.0	110.0 [3]	8	82.398140	24
4	ABBIE HOLROYD	2003	GBR	36	77.90	0.761951	85.0	90.0	92.5	90.0 [4]	7	68.575590	50

Junior - 84+Kg

1	TEREZA RANDAKOVA	2005	CZE	39	85.37	0.743158	110.0	115.0	115.0	115.0 [1]	12	85.463170	17
2	ALEKSANDRA OPIOLA	2003	POL	40	90.72	0.733608	107.5	112.5	117.5	112.5 [2]	9	82.530900	23
3	AMELIA JACKSON	2004	CAN	37	160.30	0.703352	100.0	105.0	110.0	105.0 [3]	8	73.851960	41
4	JUSTYNA PIETRYKOWSKA	2005	POL	38	97.97	0.724223	82.5	90.0	105.0	90.0 [4]	7	65.180070	53


Best Lifter - Junior

Place	Name	Team	Wt.Cat.	Bd.Wt.	Coeff.	Best BP	IPF GL Points
1	ELODIE PICAZO	FRA	63kg	62.47	0.838453	120.0	100.614360
2	JULIETTE RIVIERE	FRA	52kg	50.60	0.981650	100.0	98.165000
3	JENNA LAITINEN	FIN	84kg	80.88	0.753535	127.5	96.075713

Team Championship - Junior

Place	Team	Points	Best Points	IPF GL Points
1	CANADA	47	12+12+8+8+7	414.785135
2	GREAT BRITAIN	36	9+8+7+6+6	405.812050
3	POLAND	33	9+8+7+6+3	347.451923
4	FRANCE	31	12+12+7	286.043908
5	CZECHIA	29	12+9+8	259.218670
6	JAPAN	26	9+8+8+1	313.519518
7	NETHERLANDS	24	9+5+5+5	332.881588
8	UNITED STATES OF AMERICA	22	12+6+4	247.094583
9	UKRAINE	21	12+9	107.385520
10	GERMANY	19	8+7+4	238.606403
11	FINLAND	12	12	96.075713
12	AUSTRALIA	12	12	94.666163
13	SWEDEN	12	9+3	160.167440
14	NORWAY	9	9	87.844293
15	SWITZERLAND	7	7	79.165845
16	SLOVAKIA	7	6+1	145.992780
17	ICELAND	5	5	71.344320
18	INDIA	5	5	48.908600
19	SERBIA	4	4	85.594403

Team Championship - Junior				
Place	Team	Points	Best Points	IPF GL Points
20	AUSTRIA	3	3	84.304295
21	MONGOLIA	3	3	69.409233
-	MEXICO	-	-	-

Place	Name	YOB	Team	Lot	Bd. Wt.	Coeff.	BP1	BP2	BP3	Best	Points	IPF GL Points	Place
Master 1 - 47kg													
1	MIKI KOSEKI	1984	JPN	2	45.59	1.098351	55.0	57.5	60.0	60.0 [1]	12	65.901060	36
2	MINNA KETTUNEN	1986	FIN	1	46.18	1.081581	52.5	55.0	57.5	55.0 [2]	9	59.486955	44
3	HETAL GALIA	1983	IND	3	46.34	1.077199	50.0	52.5	55.0	52.5 [3]	8	56.552948	47
Master 1 - 52kg													
1	LENKA PILNIKOVA	1983	GBR	7	50.77	0.978535	80.0	85.0	90.0	90.0 [1]	12	88.068150	5
2	JESSICA REYES	1983	MEX	8	51.55	0.964802	67.5	72.5	75.0	75.0 [2]	9	72.360150	27
3	MELISSA THOMAS	1982	CAN	6	51.91	0.958757	62.5	67.5	70.0	70.0 [3]	8	67.112990	35
4	ANNA GREZZY LINDQVIST	1986	SWE	5	49.13	1.010566	65.0	67.5	72.5	67.5 [4]	7	68.213205	33
5	GABRIELA JARIABKOVA	1980	SVK	4	50.50	0.983503	55.0	60.0	65.0	60.0 [5]	6	59.010180	45
Master 1 - 57kg													
1	NIINA KONINKI	1981	FIN	11	56.15	0.899137	92.5	95.0	97.5	95.0 [1]	12	85.418015	7
2	SVITLANA CHECHETINA	1985	UKR	9	56.46	0.895486	82.5	82.5	87.5	87.5 [2]	9	78.355025	13
3	MARIA FRANK	1984	CAN	12	56.61	0.893749	82.5	82.5	85.0	85.0 [3]	8	75.968665	18
4	CATHERINE SHAMEL	1977	GBR	13	56.75	0.892146	85.0	87.5	90.0	85.0 [4]	7	75.832410	19
5	KELLY MOREIRA	1981	BRA	10	56.45	0.895603	55.0	57.5	60.0	57.5 [5]	6	51.497173	51
Master 1 - 63kg													
1	CHRISTY BIRCH	1982	USA	15	62.00	0.842120	95.0	100.0	102.5	102.5 [1]	12	86.317300	6
2	KARLA EVANS	1980	GBR	14	62.16	0.840859	85.0	90.0	92.5	92.5 [2]	9	77.779458	15
3	MINNA POHJOLA	1985	FIN	17	62.30	0.839766	92.5	97.5	97.5	92.5 [3]	8	77.678355	16
4	SOILA RANTA	1982	FIN	18	61.69	0.844602	70.0	75.0	80.0	75.0 [4]	7	63.345150	39
5	NIMISHA MITHA	1979	USA	16	61.75	0.844118	55.0	60.0	62.5	62.5 [5]	6	52.757375	50
Master 1 - 69kg													
1	MARI ENGBERG	1982	FIN	19	68.32	0.800937	102.5	107.5	112.5	112.5 [1]	12	90.105413	3 
2	PAMELA HODDER	1981	CAN	23	66.52	0.811055	95.0	97.5	107.5	97.5 [2]	9	79.077863	12
3	KARIN KIRSCH	1984	GER	15	66.04	0.813948	92.5	95.0	100.0	95.0 [3]	8	77.325060	17
4	GITANA LIPSKIENE	1979	LTU	16	67.06	0.807902	87.5	87.5	90.0	90.0 [4]	7	72.711180	26
5	SOFIA SUNDBLAD	1985	SWE	20	66.94	0.808593	82.5	87.5	90.0	87.5 [5]	6	70.751888	29
6	ERICA SELLSTEDT	1984	SWE	18	68.44	0.800301	82.5	87.5	90.0	87.5 [6]	5	70.026338	30
7	WALCZYKIEWICZ DARIA	1982	POL	22	68.45	0.800248	82.5	87.5	90.0	87.5 [7]	4	70.021700	31
8	ANJA KROLL	1981	GER	17	68.53	0.799827	75.0	80.0	82.5	80.0 [8]	3	63.986160	38
Master 1 - 76kg													


Place	Name	YOB	Team	Lot	Bd. Wt.	Coeff.	BP1	BP2	BP3	Best	Points	IPF GL Points	Place
1	EMILIE CLAVIER	1979	FRA	24	75.25	0.770692	105.0	110.0	445.0	110.0 [1]	12	84.776120	8
2	IOLANDA COSTA ZOLYOME	1977	BRA	35	74.45	0.773597	100.0	102.5	440.0	102.5 [2]	9	79.293693	11
3	JOANNE COOGAN	1982	IRL	28	73.13	0.778689	90.0	92.5	95.0	95.0 [3]	8	73.975455	23
4	MARIANNA PINTER	1986	GBR	27	73.39	0.777655	90.0	95.0	97.5	95.0 [4]	7	73.877225	24
5	DANIELLE TODMAN	1984	ISV	32	74.24	0.774381	90.0	95.0	97.5	95.0 [5]	6	73.566195	25
6	ELENI KAMVISSIS	1984	SWE	33	74.35	0.773969	90.0	95.0	95.0	90.0 [6]	5	69.657210	32
7	SARA DUNCAN	1978	CAN	31	73.92	0.775595	75.0	80.0	82.5	82.5 [7]	4	63.986588	37
8	GABRIELLE MARTIN	1978	CAN	34	74.32	0.774081	75.0	80.0	82.5	80.0 [8]	3	61.926480	41
9	LINDA PETTERSSON	1981	SWE	30	74.09	0.774948	72.5	77.5	80.0	77.5 [9]	2	60.058470	43
10	ELIZABETH ADAMSON	1982	GBR	29	75.30	0.770515	70.0	75.0	77.5	75.0 [10]	1	57.788625	46
11	STEPHANIE TRACY	1979	USA	26	73.83	0.775941	72.5	75.0	75.0	72.5 [11]	1	56.255723	48
12	YULIIA PABOT	1984	UKR	25	70.85	0.788452	47.5	52.5	55.0	52.5 [12]	1	41.393730	52
Master 1 - 84kg													
1	SILVIA SZARVAS	1984	GER	4	82.43	0.749668	125.0	132.5	137.0 w1	137.0 [1]	12	102.704516	1 <u>W</u>
2	ANKIE TIMMERS	1986	LUX	3	83.47	0.747248	110.0	115.0	120.0	120.0 [2]	9	89.669760	4
3	JESSICA SINIKOSKI	1977	FIN	5	78.55	0.759996	97.5	402.5	407.5	97.5 [3]	8	74.099610	22
4	TIANA ETTIENNE	1983	GBR	7	81.86	0.751053	90.0	95.0	400.0	95.0 [4]	7	71.350035	28
5	LAURA JONES	1986	AUS	6	83.14	0.748001	87.5	90.0	92.5	90.0 [5]	6	67.320090	34
6	MORGAN HAUPT	1979	CAN	2	82.65	0.749145	75.0	80.0	82.5	82.5 [6]	5	61.804463	42
7	ALTA MIDDLETON	1978	USA	1	79.46	0.757374	72.5	77.5	80.0	72.5 [7]	4	54.909615	49
Master 1 - 84+Kg													
1	REBECCA COGGLE	1983	GBR	13	149.21	0.704128	127.5	132.5	435.0	132.5 [1]	12	93.296960	2 <u>W</u>
2	SARAH WAGES	1981	USA	12	129.75	0.707013	110.0	115.0	420.0	115.0 [2]	9	81.306495	9
3	VIKTORIIA POLISHCHUK	1985	UKR	11	108.93	0.715170	107.5	112.5	445.0	112.5 [3]	8	80.456625	10
4	ZUZANA BITTEROVA	1984	CZE	14	118.23	0.710514	102.5	110.0	447.5	110.0 [4]	7	78.156540	14
5	NICOLE ROSS	1984	CAN	10	145.88	0.704453	102.5	107.5	447.5	107.5 [5]	6	75.728698	20
6	DEBBY VAN BOGAERT	1979	NED	8	89.91	0.734889	97.5	102.5	440.0	102.5 [6]	5	75.326123	21
7	DEANNE ORTMAN SNELL	1983	CAN	9	102.01	0.720303	85.0	87.5	87.5	87.5 [7]	4	63.026513	40

Best Lifter - Master 1

Place	Name	Team	Wt.Cat.	Bd.Wt.	Coeff.	Best BP	IPF GL Points
1	SILVIA SZARVAS	GER	84kg	82.43	0.749668	137.0	102.704516
2	REBECCA COGGLE	GBR	84+kg	149.21	0.704128	132.5	93.296960
3	MARI ENGBERG	FIN	69kg	68.32	0.800937	112.5	90.105413

Team Championship - Master 1				
Place	Team	Points	Best Points	IPF GL Points
1	FINLAND	49	12+12+9+8+8	386.788348
2	GREAT BRITAIN	47	12+12+9+7+7	408.854203
3	CANADA	36	9+8+8+6+5	359.692679
4	UNITED STATES OF AMERICA	32	12+9+6+4+1	331.546508
5	SWEDEN	25	7+6+5+5+2	338.707111
6	GERMANY	23	12+8+3	244.015736
7	UKRAINE	18	9+8+1	200.205380
8	BRAZIL	15	9+6	130.790866
9	FRANCE	12	12	84.776120
10	JAPAN	12	12	65.901060
11	LUXEMBOURG	9	9	89.669760
12	MEXICO	9	9	72.360150
13	IRELAND	8	8	73.975455
14	INDIA	8	8	56.552948
15	CZECHIA	7	7	78.156540
16	LITHUANIA	7	7	72.711180
17	UNITED STATES VIRGIN ISLANDS	6	6	73.566195
18	AUSTRALIA	6	6	67.320090
19	SLOVAKIA	6	6	59.010180
20	NETHERLANDS	5	5	75.326123
21	POLAND	4	4	70.021700

Place	Name	YOB	Team	Lot	Bd. Wt.	Coeff.	BP1	BP2	BP3	Best	Points	IPF GL Points	Place
Master 2 - 47kg													
1	TOKUKO KAMIJO	1975	JPN	4	43.86	1.153775	65.0	70.0	75.0	70.0 [1]	12	80.764250	5
2	TOMOKO MIYAMOTO	1967	JPN	1	46.25	1.079656	60.0	65.0	72.5	65.0 [2]	9	70.177640	16
3	MARIANNE BOUVARD	1976	FRA	2	45.39	1.104265	57.5	60.0	62.5	62.5 [3]	8	69.016563	20
4	NATALIIA IVANKOVA	1974	UKR	3	46.84	1.063938	55.0	60.0	65.0	60.0 [4]	7	63.836280	32
Master 2 - 52kg													
1	JADWIGA RADWANSKA	1975	POL	7	51.61	0.963782	75.0	77.5	80.0	77.5 [1]	12	74.693105	11
2	VIRGINIE PHILIPPE	1969	FRA	11	51.28	0.969455	67.5	72.5	75.0	72.5 [2]	9	70.285488	15
3	MAGDOLNA PETROCZKI	1968	HUN	8	51.61	0.963782	72.5	75.0	75.0	72.5 [3]	8	69.874195	17
4	GERALDINE VERLAINE	1970	FRA	9	51.61	0.963782	70.0	72.5	75.0	72.5 [4]	7	69.874195	18
5	SATOKO AIKAWA	1973	JPN	12	50.93	0.975645	65.0	65.0	70.0	65.0 [5]	6	63.416925	34
6	MIKAKO FUJIYAMA	1970	JPN	10	51.61	0.963782	57.5	60.0	62.5	62.5 [6]	5	60.236375	41
7	ANGEL YAU-VANDEBURG	1972	CAN	5	51.61	0.963782	52.5	55.0	57.5	57.5 [7]	4	55.417465	46
8	MIRIAM TRAN	1972	AUS	6	51.61	0.963782	50.0	52.5	55.0	52.5 [8]	3	50.598555	49

Place	Name	YOB	Team	Lot	Bd. Wt.	Coeff.	BP1	BP2	BP3	Best	Points	IPF GL Points	Place
9	AMMA VIJAYAM KARTHIYAYINI	1970	IND	13	50.61	0.981465	40.0	42.5	45.0	45.0 [9]	2	44.165925	50
Master 2 - 57kg													
1	CHIHO ITO	1974	JPN	17	56.29	0.897478	82.5	87.5	90.0	90.0 [1]	12	80.773020	4
2	ANN KRISTIN OLSEN	1967	NOR	16	55.17	0.911244	77.5	85.0	87.5	85.0 [2]	9	77.455740	7
3	MARIE CABOS	1967	FRA	14	56.42	0.895953	67.5	70.0	72.5	72.5 [3]	8	64.956593	28
4	INGRID WALTER	1970	AUT	18	55.17	0.911244	67.5	67.5	70.0	70.0 [4]	7	63.787080	33
5	TORILL FONN	1967	SWE	15	56.42	0.895953	62.5	67.5	72.5	67.5 [5]	6	60.476828	38
6	MAGDALENA PIKTEL-BRZESKA	1974	POL	21	54.89	0.914870	60.0	65.0	70.0	65.0 [6]	5	59.466550	42
7	NANAE YOSHINAGA	1973	JPN	19	55.94	0.901657	60.0	65.0	70.0	65.0 [7]	4	58.607705	44
8	LARYSA PETROVA	1976	UKR	20	56.57	0.894211	45.0	47.5	47.5	45.0 [8]	3	40.239495	52
Master 2 - 63kg													
1	NATASJA MARTIS	1975	NED	22	62.53	0.837992	85.0	90.0	95.0	95.0 [1]	12	79.609240	6
2	ANETTE HEIMSTAD-AASBO	1974	NOR	23	61.31	0.847716	82.5	87.5	92.5	87.5 [2]	9	74.175150	12
3	SYLVIE MINGOT	1969	FRA	25	59.99	0.859169	80.0	82.5	85.0	85.0 [3]	8	73.029365	13
4	MELISA MEUNIER	1975	FRA	24	61.77	0.843957	72.5	75.0	77.5	75.0 [4]	7	63.296775	35
Master 2 - 69kg													
1	BEVERLEY RODGERS	1972	GBR	20	68.30	0.801043	90.0	95.0	103.5	95.0 [1]	12	76.099085	9
2	PIRITA RUUSULAAKSO	1975	FIN	22	67.03	0.808074	80.0	82.5	85.0	85.0 [2]	9	68.686290	21
3	KAREN MCKENDRY	1973	GBR	19	67.57	0.805018	72.5	77.5	80.0	80.0 [3]	8	64.401440	30
4	FLORENCE LECCESE	1969	FRA	21	68.53	0.799827	77.5	80.0	85.0	80.0 [4]	7	63.986160	31
5	LIN DONEVSKA	1969	AUS	18	68.09	0.802169	70.0	75.0	77.5	77.5 [5]	6	62.168098	36
6	AMY SUZAN	1976	ISV	23	67.46	0.805632	75.0	82.5	82.5	75.0 [6]	5	60.422400	39
Master 2 - 76kg													
1	PAULIINA SUOMELA	1976	FIN	25	74.81	0.772273	112.5	117.5	120.5	117.5 [1]	12	90.742078	1 
2	HEIDI SIGHOVD	1971	NOR	26	75.30	0.770515	80.0	85.0	87.5	85.0 [2]	9	65.493775	27
3	LUDMILA SAMOILOVA	1969	LAT	24	72.12	0.782854	77.5	82.5	85.0	82.5 [3]	8	64.585455	29
4	ELIZABETH HOVASAPIAN	1968	AUS	27	72.90	0.779616	77.5	80.0	80.0	77.5 [4]	7	60.420240	40
5	SWEETY SHARMA	1973	IND	28	75.81	0.768735	65.0	70.0	77.5	70.0 [5]	6	53.811450	47
Master 2 - 84kg													
1	JANA KROISS	1975	AUT	5	81.06	0.753069	95.0	97.5	102.5	102.5 [1]	12	77.189573	8
2	MARJUT KUISMIN	1975	FIN	7	79.83	0.756345	90.0	95.0	100.0	100.0 [2]	9	75.634500	10
3	SHANNON TERRY	1973	CAN	1	81.61	0.751673	85.0	90.0	92.5	92.5 [3]	8	69.529753	19
4	MELINDA CRAGGS	1968	AUS	4	83.31	0.747611	80.0	85.0	90.0	90.0 [4]	7	67.284990	22
5	THORUNN BRYNJA JONASDOTTIR	1974	ISL	2	83.51	0.747157	85.0	90.0	95.0	90.0 [5]	6	67.244130	23
6	HELEN CARRINGTON	1976	GBR	3	82.52	0.749453	82.5	87.5	92.5	87.5 [6]	5	65.577138	24
7	JOANNA LINNA	1974	FIN	10	82.79	0.748815	85.0	87.5	95.0	87.5 [7]	4	65.521313	25
8	PERNILLA ROHR	1972	SWE	9	82.80	0.748791	82.5	87.5	90.0	87.5 [8]	3	65.519213	26
9	GEORGINA PALMER	1975	GBR	8	76.88	0.765163	67.5	72.5	77.5	77.5 [9]	2	59.300133	43

Place	Name	YOB	Team	Lot	Bd. Wt.	Coeff.	BP1	BP2	BP3	Best	Points	IPF GL Points	Place
10	RANJITA MISHRA	1972	IND	6	81.05	0.753095	65.0	70.0	77.5	70.0 [10]	1	52.716650	48
Master 2 - 84+Kg													
1	JENNY WIK NORLING	1975	SWE	12	138.24	0.705424	115.0	120.0	125.0	125.0 [1]	12	88.178000	2 <u>W</u>
2	JOANNE PARKIN	1975	GBR	15	126.68	0.707765	112.5	117.5	122.5	122.5 [2]	9	86.701213	3 <u>W</u>
3	HELLEN FROST	1974	GBR	14	121.63	0.709272	95.0	100.0	102.5	100.0 [3]	8	70.927200	14
4	HEATHER CHRISTIAN	1969	AUS	17	104.37	0.718352	82.5	85.0	87.5	85.0 [4]	7	61.059920	37
5	CLAUDIA DE BONT	1974	NED	16	117.14	0.710957	75.0	80.0	87.5	80.0 [5]	6	56.876560	45
6	GITANJALI NAYAK	1971	IND	11	85.58	0.742730	45.0	50.0	55.0	55.0 [6]	5	40.850150	51

Best Lifter - Master 2

Place	Name	Team	Wt.Cat.	Bd.Wt.	Coeff.	Best BP	IPF GL Points
1	PAULIINA SUOMELA	FIN	76kg	74.81	0.772273	117.5	90.742078
2	JENNY WIK NORLING	SWE	84+kg	138.24	0.705424	125.0	88.178000
3	JOANNE PARKIN	GBR	84+kg	126.68	0.707765	122.5	86.701213

Team Championship - Master 2

Place	Team	Points	Best Points	IPF GL Points
1	JAPAN	44	12+12+9+6+5	355.368210
2	GREAT BRITAIN	42	12+9+8+8+5	363.706076
3	FRANCE	40	9+8+8+8+7	347.162204
4	FINLAND	34	12+9+9+4	300.584181
5	AUSTRALIA	30	7+7+7+6+3	301.531803
6	NORWAY	27	9+9+9	217.124665
7	SWEDEN	21	12+6+3	214.174041
8	AUSTRIA	19	12+7	140.976653
9	NETHERLANDS	18	12+6	136.485800
10	POLAND	17	12+5	134.159655
11	INDIA	14	6+5+2+1	191.544175
12	CANADA	12	8+4	124.947218
13	UKRAINE	10	7+3	104.075775
14	HUNGARY	8	8	69.874195
15	LATVIA	8	8	64.585455
16	ICELAND	6	6	67.244130
17	UNITED STATES VIRGIN ISLANDS	5	5	60.422400

Place	Name	YOB	Team	Lot	Bd. Wt.	Coeff.	BP1	BP2	BP3	Best	Points	IPF GL Points	Place
Master 3 - 52kg													

Place	Name	YOB	Team	Lot	Bd. Wt.	Coeff.	BP1	BP2	BP3	Best	Points	IPF GL Points	Place
1	GWENAELE LE DOARE	1961	FRA	3	48.90	1.015437	50.0	55.0	57.5	55.0 [1]	12	55.849035	11
2	HEIDI SCHRAFT	1961	CAN	4	51.04	0.973680	45.0	50.0	57.5	50.0 [2]	9	48.684000	12
Master 3 - 57kg													
1	VACLAVA ZODEREROVA	1961	CZE	8	52.03	0.956781	42.5	45.0	47.5	47.5 [1]	12	45.447098	16
Master 3 - 63kg													
1	GRETE GANGNAES	1962	NOR	14	62.03	0.841883	80.0	85.0	92.5	85.0 [1]	12	71.560055	2 <u>W</u>
2	SOCORRO PEREZ	1959	MEX	12	60.90	0.851164	65.0	70.0	75.0	70.0 [2]	9	59.581480	7
3	MARIA WESTH	1965	SWE	11	61.15	0.849050	62.5	67.5	72.5	67.5 [3]	8	57.310875	9
4	KELLY WHARTON	1962	CAN	13	60.41	0.855413	50.0	55.0	57.5	55.0 [4]	7	47.047715	14
5	JOANNE HOLDEN	1966	GBR	10	60.98	0.850484	42.5	47.5	50.0	47.5 [5]	6	40.397990	18
Master 3 - 69kg													
1	PATRICIA MACIEJEWSKI	1961	FRA	21	68.33	0.800884	75.0	80.0	82.5	82.5 [1]	12	66.072930	4
2	DEB ELLARD	1958	CAN	23	68.47	0.800143	65.0	70.0	72.5	72.5 [2]	9	58.010368	8
3	KARI HOLMEN SUNNARVIK	1966	NOR	22	68.36	0.800724	70.0	75.0	77.5	70.0 [3]	8	56.050680	10
Master 3 - 76kg													
1	DELWYN EVANS	1964	NZL	27	70.73	0.789002	80.0	82.5	85.0	82.5 [1]	12	65.092665	6
2	GIEDRE VIDZIUNIENE	1966	LTU	28	74.33	0.774044	55.0	57.5	60.0	60.0 [2]	9	46.442640	15
3	CAROLINE CALVER	1958	GBR	26	74.95	0.771766	45.0	50.0	52.5	50.0 [3]	8	38.588300	19
4	LIZ ELFLEET	1966	GBR	25	75.45	0.769986	32.5	37.5	40.0	37.5 [4]	7	28.874475	20
Master 3 - 84kg													
1	ANNICA ABERG	1966	SWE	16	83.72	0.746686	82.5	87.5	87.5	87.5 [1]	12	65.335025	5
2	DEE ATKINS-GREIG	1965	GBR	17	82.31	0.749956	55.0	60.0	62.5	60.0 [2]	9	44.997360	17
Master 3 - 84+Kg													
1	NATHALIE GRANSARD	1964	FRA	20	100.65	0.721535	98.0	100.0	101.0 w3	101.0 [1]	12	72.875035	1 <u>W</u>
2	KATARINA BEREMARK	1964	SWE	19	104.19	0.718493	87.5	92.5	97.5	92.5 [2]	9	66.460603	3 <u>W</u>
3	MARGOT CROFT	1960	CAN	18	106.18	0.717003	62.5	65.0	67.5	67.5 [3]	8	48.397703	13

Best Lifter - Master 3

Place	Name	Team	Wt.Cat.	Bd.Wt.	Coeff.	Best BP	IPF GL Points
1	NATHALIE GRANSARD	FRA	84+kg	100.65	0.721535	101.0	72.875035
2	GRETE GANGNAES	NOR	63kg	62.03	0.841883	85.0	71.560055
3	KATARINA BEREMARK	SWE	84+kg	104.19	0.718493	92.5	66.460603

Team Championship - Master 3

Place	Team	Points	Best Points	IPF GL Points
1	FRANCE	36	12+12+12	194.797000
2	CANADA	33	9+9+8+7	202.139786


Team Championship - Master 3				
Place	Team	Points	Best Points	IPF GL Points
3	GREAT BRITAIN	30	9+8+7+6	152.858125
4	SWEDEN	29	12+9+8	189.106503
5	NORWAY	20	12+8	127.610735
6	NEW ZEALAND	12	12	65.092665
7	CZECHIA	12	12	45.447098
8	MEXICO	9	9	59.581480
9	LITHUANIA	9	9	46.442640

Place	Name	YOB	Team	Lot	Bd. Wt.	Coeff.	BP1	BP2	BP3	Best	Points	IPF GL Points	Place
Master 4 - 52kg													
1	DAGMAR WANG	1948	AUT	2	50.51	0.983317	52.5	55.0	57.5	57.5 [1]	12	56.540728	1 <u>☞</u>
2	FRANCOISE HELIGON	1943	FRA	1	50.11	0.990883	37.5	40.0	42.5	40.0 [2]	9	39.635320	7
Master 4 - 57kg													
1	ANITA THIMM	1950	GER	5	55.37	0.908701	55.0	57.5	60.0	60.0 [1]	12	54.522060	3 <u>☞</u>
2	SILJA SOROKIN	1955	FIN	6	54.85	0.915394	55.0	55.0	60.0	55.0 [2]	9	50.346670	5
3	NORIKO IIDA	1936	JPN	7	52.01	0.957109	45.0	47.5	50.0	50.0 [3]	8	47.855450	6
Master 4 - 63kg													
1	EVELYNE HERBIN	1956	FRA	9	60.91	0.851079	55.0	60.0	62.5	60.0 [1]	12	51.064740	4
Master 4 - 76kg													
1	FRAMBOISE LABAT	1956	FRA	24	70.55	0.789836	70.0	75.0	80.0	70.0 [1]	12	55.288520	2 <u>☞</u>
Master 4 - 84kg													
1	CONSTANCE CROSBY	1955	CAN	15	80.48	0.754587	47.5	52.5	52.5	52.5 [1]	12	39.615818	8

Best Lifter - Master 4							
Place	Name	Team	Wt. Cat.	Bd. Wt.	Coeff.	Best BP	IPF GL Points
1	DAGMAR WANG	AUT	52kg	50.51	0.983317	57.5	56.540728
2	FRAMBOISE LABAT	FRA	76kg	70.55	0.789836	70.0	55.288520
3	ANITA THIMM	GER	57kg	55.37	0.908701	60.0	54.522060

Team Championship - Master 4				
Place	Team	Points	Best Points	IPF GL Points
1	FRANCE	33	12+12+9	145.988580
2	AUSTRIA	12	12	56.540728
3	GERMANY	12	12	54.522060
4	CANADA	12	12	39.615818
5	FINLAND	9	9	50.346670

Team Championship - Master 4				
Place	Team	Points	Best Points	IPF GL Points
6	JAPAN	8	8	47.855450

Place	Name	YOB	Team	Lot	Bd. Wt.	Coeff.	BP1	BP2	BP3	Best	Points	IPF GL Points	Place
Special Olympics - 52kg													
1	SMITH SOPHIE	2009	GBR	53	50.14	0.990306	37.5	42.5	45.0	45.0 [1]	12	44.563770	1 

Best Lifter - Special Olympics							
Place	Name	Team	Wt.Cat.	Bd.Wt.	Coeff.	Best BP	IPF GL Points
1	SMITH SOPHIE	GBR	52kg	50.14	0.990306	45.0	44.563770

Team Championship - Special Olympics				
Place	Team	Points	Best Points	IPF GL Points
1	GREAT BRITAIN	12	12	44.563770

List of Records

#	Name	YOB	Sex	Team	Bd. Wt.	Division	Wt. Class	Event	Result	Date
1	Nathalie GRANSARD	1964	Women	FRA	100.65	Master 3	84+kg	Bench Press (Single Lift)	101.0	23-05-2026
2	Silvia SZARVAS	1984	Women	GER	82.43	Master 1	84kg	Bench Press (Single Lift)	137.0	25-05-2026
3	Johanna LAITINEN	1986	Women	FIN	114.47	Master 1	84+kg	Bench Press (Single Lift)	160.0	28-05-2026

Abbreviations:

ARM = Armenia AUS = Australia AUT = Austria BEL = Belgium BRA = Brazil CAN = Canada CZE = Czechia FIN = Finland FRA = France
 GEO = Georgia GER = Germany GBR = Great Britain HUN = Hungary ISL = Iceland IND = India IRL = Ireland JPN = Japan LAT = Latvia
 LTU = Lithuania LUX = Luxembourg MEX = Mexico MGL = Mongolia NED = Netherlands NZL = New Zealand NOR = Norway POL = Poland
 SRB = Serbia SGP = Singapore SVK = Slovakia SWE = Sweden SUI = Switzerland UKR = Ukraine USA = United States of America ISV = United States Virgin Islands
 URU = Uruguay