

International Powerlifting Federation  
2026 IPF World Classic Bench Press Championships  
Warsaw, Poland - 23-05-2026 to 31-05-2026  
Final Results

Place	Name	YOB	Team	Lot	Bd. Wt.	Coeff.	BP1	BP2	BP3	Best	Points	IPF GL Points	Place
<b>Open - 59kg</b>													
1	SHU HAMAGUCHI	1996	JPN	2	58.24	0.607785	167.5	<del>472.5</del>	172.5	172.5 [1]	12	104.842913	18
2	JABA SEPIASHVILI	2003	GEO	5	58.27	0.607610	<del>467.5</del>	172.5	<del>475.0</del>	172.5 [2]	9	104.812725	19
3	REO TANAKA	1998	JPN	6	58.07	0.608778	167.5	<del>472.5</del>	<del>472.5</del>	167.5 [3]	8	101.970315	24
4	FREDRIK ESKIL MYRVANG	1990	NOR	4	58.32	0.607319	160.0	<del>470.0</del>	<del>470.0</del>	160.0 [4]	7	97.171040	46
5	KEMAL ERGIN	2002	NED	3	58.88	0.604091	132.5	140.0	145.0	145.0 [5]	6	87.593195	79
6	SAMUEL COLLIER	2001	USA	7	57.80	0.610365	137.5	142.5	<del>445.0</del>	142.5 [6]	5	86.977013	82
7	JON SIGURDUR GUNNARSSON	1992	ISL	1	58.43	0.606681	115.0	122.5	<del>427.5</del>	122.5 [7]	4	74.318423	99
<b>Open - 66kg</b>													
1	TATSUYA KAWASHIMA	1993	JPN	14	65.98	0.567299	182.5	187.5	<del>497.5</del>	187.5 [1]	12	106.368563	13
2	AMARTAIVAN AMGALANBAATAR	1989	MGL	9	62.32	0.585358	152.5	157.5	<del>460.0</del>	157.5 [2]	9	92.193885	58
3	PHILLIP ROTAR	1991	GER	12	65.76	0.568335	140.0	147.5	150.0	150.0 [3]	8	85.250250	86
4	JACK SOLOMON	2000	USA	15	64.82	0.572830	135.0	142.5	147.5	147.5 [4]	7	84.492425	89
5	JOSHUA LONGINOS	1998	CAN	11	65.54	0.569377	135.0	140.0	145.0	145.0 [5]	6	82.559665	94
6	ERIC VOONG	2000	CAN	10	65.72	0.568524	117.5	122.5	<del>427.5</del>	122.5 [6]	5	69.644190	100
-	TSOTNE BEZHASHVILI	1985	GEO	8	65.94	0.567487	<del>472.5</del>	<del>472.5</del>	<del>472.5</del>	-	-	-	-
<b>Open - 74kg</b>													
1	KOSEI YOKOYAMA	1996	JPN	18	71.93	0.541425	212.5	<del>228.5</del>	230.0 w	230.0 [1]	12	124.527750	1 <u>W</u>
2	ABDULKARIM KARAMAN	1994	KAZ	19	73.74	0.534298	195.0	<del>202.5</del>	202.5	202.5 [2]	9	108.195345	10
3	KIAN TONG TAN BOBBY	2000	SGP	24	73.91	0.533645	187.5	195.0	197.5	197.5 [3]	8	105.394888	16
4	DEREK LOGRANDE	1993	USA	16	72.72	0.538275	185.0	192.5	195.0	195.0 [4]	7	104.963625	17
5	GENADI OTIASHVILI	1987	GEO	26	72.91	0.537527	<del>485.0</del>	185.0	<del>495.0</del>	185.0 [5]	6	99.442495	34
6	MATHIS CONVERS	2000	FRA	17	73.92	0.533606	177.5	185.0	<del>487.5</del>	185.0 [6]	5	98.717110	39
7	DANNY LE	1998	AUS	20	73.17	0.536508	175.0	182.5	<del>487.5</del>	182.5 [7]	4	97.912710	42
8	NINH DO	1996	AUS	27	73.05	0.536977	165.0	172.5	175.0	175.0 [8]	3	93.970975	55
9	THOMAS ROELS	2000	BEL	23	73.61	0.534799	162.5	167.5	172.5	172.5 [9]	2	92.252828	57
10	TAKU SUGAWA	1988	JPN	28	72.32	0.539863	<del>470.0</del>	170.0	<del>495.0</del>	170.0 [10]	1	91.776710	61
11	LARS LEENDERS	1995	BEL	21	72.50	0.539146	160.0	<del>465.0</del>	<del>465.0</del>	160.0 [11]	1	86.263360	84
12	JAMES MILLER	2001	GBR	25	72.42	0.539464	150.0	<del>455.0</del>	<del>455.0</del>	150.0 [12]	1	80.919600	97
-	MARTIN MADSEN	1998	DEN	22	73.48	0.535302	<del>480.0</del>	<del>480.0</del>	<del>480.0</del>	-	-	-	-
<b>Open - 83kg</b>													
1	IVAN CHUPRYNKO	1986	UKR	34	80.81	0.509252	212.5	217.5	222.5	222.5 [1]	12	113.308570	2 <u>W</u>

Place	Name	YOB	Team	Lot	Bd. Wt.	Coeff.	BP1	BP2	BP3	Best	Points	IPF GL Points	Place
2	DAIKI KODAMA	1979	JPN	38	81.93	0.505650	222.5	<del>233.5</del>	<del>233.5</del>	222.5 [2]	9	112.507125	4
3	JOSEF ERIKSSON	1992	SWE	41	82.69	0.503257	195.0	205.0	<del>220.0</del>	205.0 [3]	8	103.167685	21
4	SERGEY YUDCHENKO	1996	KAZ	36	82.45	0.504008	200.0	<del>205.0</del>	<del>207.5</del>	200.0 [4]	7	100.801600	26
5	VOLODYMYR TSATURIAN	1995	UKR	31	81.57	0.506798	195.0	<del>205.0</del>	<del>205.0</del>	195.0 [5]	6	98.825610	37
6	JEFFREY HASSELT	1987	NED	30	82.03	0.505333	190.0	<del>495.0</del>	195.0	195.0 [6]	5	98.539935	40
7	SIMEN JOHNSON MYRVOLD	2000	NOR	39	82.66	0.503351	185.0	195.0	<del>205.0</del>	195.0 [7]	4	98.153445	41
8	STEFAN WEISS	1987	GER	32	81.95	0.505586	167.5	175.0	<del>480.0</del>	175.0 [8]	3	88.477550	75
9	HUGH CONROY	2000	IRL	40	82.69	0.503257	167.5	172.5	175.0	175.0 [9]	2	88.069975	76
10	HENRY ANG KHAI KIAT	1997	SGP	37	81.40	0.507343	162.5	172.5	<del>475.0</del>	172.5 [10]	1	87.516668	80
11	MACIEJ KOLOCH	1999	POL	43	81.98	0.505491	162.5	170.0	<del>475.0</del>	170.0 [11]	1	85.933470	85
12	HAOYU FANG	1996	CAN	33	82.49	0.503883	152.5	162.5	167.5	167.5 [12]	1	84.400403	90
13	TRISTAN VILLAROEL	1999	CAN	35	82.82	0.502852	157.5	<del>465.0</del>	165.0	165.0 [13]	1	82.970580	92
Open - 93kg													
1	LEO OTTINGER	2000	FRA	14	92.45	0.475823	227.5	235.0	237.5	237.5 [1]	12	113.007963	3 <u>W</u>
2	JONATHAN HENNINGSSON	2001	SWE	17	92.87	0.474765	220.0	<del>230.0</del>	230.0	230.0 [2]	9	109.195950	8
3	ORGILBOLD GALDAN	1986	MGL	12	91.72	0.477683	222.5	<del>227.5</del>	227.5	227.5 [3]	8	108.672883	9
4	DANIEL HRICHISHEN	1995	CAN	1	92.39	0.475975	215.0	<del>222.5</del>	222.5	222.5 [4]	7	105.904438	14
5	SEIYA NAKAMURA	1996	JPN	4	92.28	0.476253	215.0	<del>222.5</del>	<del>225.0</del>	215.0 [5]	6	102.394395	23
6	KIM BECK-GUNDERSEN	1985	NOR	5	92.25	0.476330	207.5	<del>245.0</del>	<del>220.0</del>	207.5 [6]	5	98.838475	36
7	JAKOB GRAF	1992	GER	7	92.43	0.475873	195.0	202.5	205.0	205.0 [7]	4	97.553965	44
8	MATTHIAS DAVID PITSCHIEDER	2001	AUT	18	87.95	0.487758	202.5	<del>242.5</del>	<del>242.5</del>	202.5 [8]	3	98.770995	38
9	ALIN CARTER	1999	GBR	8	92.94	0.474590	187.5	197.5	202.5	202.5 [9]	2	96.104475	48
10	RICHARD READDY	1989	USA	11	89.05	0.484735	190.0	195.0	<del>202.5</del>	195.0 [10]	1	94.523325	52
11	LUKAS KREUZER	1999	AUT	9	91.87	0.477298	195.0	<del>205.0</del>	<del>225.0</del>	195.0 [11]	1	93.073110	56
12	ROBIN BRISI	1997	GER	3	91.78	0.477529	187.5	192.5	<del>497.5</del>	192.5 [12]	1	91.924333	60
13	DOMINIC ONIMOWO	1992	GBR	2	92.43	0.475873	182.5	192.5	<del>200.0</del>	192.5 [13]	1	91.605553	62
14	ARMANTS SJADIS	1995	LAT	13	92.63	0.475368	192.5	<del>202.5</del>	<del>205.0</del>	192.5 [14]	1	91.508340	63
15	KARL RACINE-GRAVEL	2001	CAN	10	92.13	0.476635	180.0	<del>490.0</del>	190.0	190.0 [15]	1	90.560650	70
16	JAKUB DOBIAS	2000	CZE	16	92.05	0.476839	187.5	<del>495.0</del>	<del>495.0</del>	187.5 [16]	1	89.407313	73
17	GIORGI GOISASHVILI	2000	GEO	15	90.18	0.481702	185.0	<del>490.0</del>	<del>490.0</del>	185.0 [17]	1	89.114870	74
18	HUGO DECOTTERD	1999	SUI	6	90.51	0.480830	175.0	<del>482.5</del>	<del>482.5</del>	175.0 [18]	1	84.145250	91
Open - 105kg													
1	JIMMY DONKERS	1996	NED	27	102.61	0.452592	232.5	240.0	245.0	245.0 [1]	12	110.885040	6
2	VYACHESLAV TSOY	1984	KAZ	20	101.91	0.454047	237.5	<del>242.5</del>	242.5	242.5 [2]	9	110.106398	7
3	QUENTIN NUNEZ	1999	USA	25	104.31	0.449137	227.5	237.5	<del>242.5</del>	237.5 [3]	8	106.670038	12
4	THEOPHILE LE	1991	FRA	34	104.26	0.449237	222.5	232.5	<del>237.5</del>	232.5 [4]	7	104.447603	20
5	NAOR COHEN	2001	ISR	30	103.48	0.450810	<del>242.5</del>	217.5	222.5	222.5 [5]	6	100.305225	27
6	LEVANI MTIULISHVILI	1990	GEO	22	104.39	0.448977	222.5	<del>230.0</del>	<del>230.0</del>	222.5 [6]	5	99.897383	31

Place	Name	YOB	Team	Lot	Bd. Wt.	Coeff.	BP1	BP2	BP3	Best	Points	IPF GL Points	Place
7	CEJAI LINDSAY	1998	GBR	21	104.15	0.449457	205.0	215.0	220.0	220.0 [7]	4	98.880540	35
8	JARLE BJORGO ONARHEIM	1992	NOR	37	99.10	0.460093	207.5	217.5	<del>225.0</del>	217.5 [8]	3	100.070228	29
9	STEVEN ORNERSTEDT	1999	SWE	19	104.15	0.449457	205.0	215.0	<del>222.5</del>	215.0 [9]	2	96.633255	47
10	KHASHAYAR FARZAM	1993	CAN	38	94.10	0.471720	205.0	212.5	<del>217.5</del>	212.5 [10]	1	100.240500	28
11	OLAYEMI AJOSE-ADEOGUN	1996	GBR	28	104.17	0.449417	195.0	207.5	212.5	212.5 [11]	1	95.501113	49
12	PAULIUS MORKVENAS	1992	LTU	31	104.36	0.449037	210.0	<del>220.0</del>	<del>220.0</del>	210.0 [12]	1	94.297770	53
13	GORAN SIMIC	1984	CRO	32	104.17	0.449417	205.0	<del>215.0</del>	<del>217.5</del>	205.0 [13]	1	92.130485	59
14	BEN SAVAGE	1999	IRL	26	103.14	0.451503	187.5	197.5	202.5	202.5 [14]	1	91.429358	64
15	DOMINICK WROBEL	1988	GER	23	102.13	0.453588	190.0	200.0	<del>202.5</del>	200.0 [15]	1	90.717600	68
16	ROLANDS KALNINS	1995	LAT	29	103.48	0.450810	195.0	197.5	200.0	200.0 [16]	1	90.162000	71
17	ALEXANDER FOMIN	1999	AUS	36	104.55	0.448658	170.0	182.5	<del>190.0</del>	182.5 [17]	1	81.880085	95
18	RORY LYNCH	1994	NZL	40	104.55	0.448658	162.5	167.5	<del>170.0</del>	167.5 [18]	1	75.150215	98
-	JONI TAJAKKA	1992	FIN	24	104.73	0.448301	<del>232.5</del>	<del>232.5</del>	<del>235.0</del>	-	-	-	-
-	NAOKI HASEGAWA	1992	JPN	35	103.85	0.450061	<del>230.0</del>	<del>240.0</del>	<del>240.0</del>	-	-	-	-
Open - 120kg													
1	IVAN KRYHA	1993	UKR	46	118.70	0.423862	245.0	<del>252.5</del>	252.5	252.5 [1]	12	107.025155	11
2	ASHLEY LISTON	1989	GBR	53	116.97	0.426567	227.5	240.0	247.5	247.5 [2]	9	105.575333	15
3	HENRY-CLAUDE GILLES	1995	FRA	44	119.60	0.422486	230.0	242.5	<del>247.5</del>	242.5 [3]	8	102.452855	22
4	TONY CLIFFE	1984	GBR	48	119.70	0.422335	230.0	240.0	<del>247.5</del>	240.0 [4]	7	101.360400	25
5	FILIP PETKOVIC	1987	SRB	56	117.65	0.425494	220.0	230.0	235.0	235.0 [5]	6	99.991090	30
6	KADEN HUSH	1991	USA	47	118.71	0.423846	235.0	<del>250.0</del>	<del>250.0</del>	235.0 [6]	5	99.603810	32
7	ANDERS HENRIKSSON	1975	SWE	42	117.89	0.425118	225.0	230.0	<del>242.5</del>	230.0 [7]	4	97.777140	43
8	TOMMY PAHLS	1982	SWE	58	118.57	0.424062	<del>225.0</del>	225.0	<del>245.0</del>	225.0 [8]	3	95.413950	50
9	WOUTER KLAVER	2000	NED	43	119.13	0.423202	210.0	220.0	225.0	225.0 [9]	2	95.220450	51
10	TORNIKE PAATASHVILI	2001	GEO	50	110.78	0.436953	222.5	<del>232.5</del>	<del>240.0</del>	222.5 [10]	1	97.222043	45
11	ROBIN JERTZIMBECK	2000	GER	57	118.57	0.424062	205.0	215.0	<del>225.0</del>	215.0 [11]	1	91.173330	65
12	EDWARD-ANTHONY PETACCIA	1994	CAN	51	118.86	0.423615	205.0	<del>215.0</del>	215.0	215.0 [12]	1	91.077225	67
13	JENS JAHN	1987	LAT	45	117.07	0.426408	190.0	<del>200.0</del>	205.0	205.0 [13]	1	87.413640	81
14	PER MARIUS HOLE	1989	NOR	49	119.26	0.423003	200.0	<del>215.0</del>	<del>230.0</del>	200.0 [14]	1	84.600600	87
15	JAMES LUO	2002	AUS	54	119.47	0.422683	192.5	200.0	<del>202.5</del>	200.0 [15]	1	84.536600	88
16	RUBENI KARKUSASHVILI	1979	GEO	59	118.57	0.424062	180.0	192.5	<del>195.0</del>	192.5 [16]	1	81.631935	96
-	JOVAN TODOROVIC	1996	SRB	52	111.76	0.435231	<del>200.0</del>	<del>200.0</del>	<del>200.0</del>	-	-	-	-
-	SODNOMPILJEE ENKHBAYAR	1985	MGL	41	114.31	0.430890	<del>247.5</del>	<del>247.5</del>	<del>247.5</del>	-	-	-	-
Open - 120+Kg													
1	FAROD-JAMES KEE	1993	USA	61	145.56	0.390472	265.0	275.0	287.5	287.5 [1]	12	112.260700	5
2	ROMUALD MASSE	1992	FRA	63	157.35	0.379694	240.0	247.5	<del>250.0</del>	247.5 [2]	9	93.974265	54
3	PIOTR SADOWSKI	1993	POL	65	131.50	0.406138	225.0	235.0	245.0	245.0 [3]	8	99.503810	33
4	SAMUEL HAJNIK	1994	SVK	60	157.39	0.379660	230.0	240.0	<del>247.5</del>	240.0 [4]	7	91.118400	66

Place	Name	YOB	Team	Lot	Bd. Wt.	Coeff.	BP1	BP2	BP3	Best	Points	IPF GL Points	Place
5	MAREK POLKOVSKIJ	1984	LTU	68	165.52	0.373239	232.5	240.0	<del>245.0</del>	240.0 [5]	6	89.577360	72
6	JOHN SLATTERY	1989	IRL	62	155.41	0.381341	225.0	232.5	237.5	237.5 [6]	5	90.568488	69
7	ANDREI CALIANI	1989	ROU	69	171.62	0.368883	235.0	<del>242.5</del>	<del>242.5</del>	235.0 [7]	4	86.687505	83
8	BEN GIBSON	1997	GBR	70	187.45	0.359135	230.0	<del>242.5</del>	<del>247.5</del>	230.0 [8]	3	82.601050	93
9	DANIEL HALABY	1987	NED	64	137.68	0.398825	210.0	220.0	<del>230.0</del>	220.0 [9]	2	87.741500	78
10	PIERCE MCLERNON	1998	IRL	66	129.68	0.408434	205.0	<del>215.0</del>	215.0	215.0 [10]	1	87.813310	77
-	MANTAS SENKEVICIUS	1988	LTU	67	132.50	0.404905	<del>230.0</del>	<del>230.0</del>	<del>230.0</del>	-	-	-	-

#### Best Lifter - Open

Place	Name	Team	Wt. Cat.	Bd. Wt.	Coeff.	Best BP	IPF GL Points
1	KOSEI YOKOYAMA	JPN	74kg	71.93	0.541425	230.0	124.527750
2	IVAN CHUPRYNKO	UKR	83kg	80.81	0.509252	222.5	113.308570
3	LEO OTTINGER	FRA	93kg	92.45	0.475823	237.5	113.007963

#### Team Championship - Open

Place	Team	Points	Best Points	IPF GL Points
1	JAPAN	53	12+12+12+9+8	550.216666
2	FRANCE	41	12+9+8+7+5	512.599796
3	UNITED STATES OF AMERICA	39	12+8+7+7+5	507.990598
4	UKRAINE	30	12+12+6	319.159335
5	NETHERLANDS	27	12+6+5+2+2	479.980120
6	SWEDEN	26	9+8+4+3+2	502.187980
7	KAZAKHSTAN	25	9+9+7	319.103343
8	GREAT BRITAIN	25	9+7+4+3+2	484.521798
9	GEORGIA	22	9+6+5+1+1	490.489516
10	CANADA	20	7+6+5+1+1	449.426018
11	NORWAY	20	7+5+4+3+1	478.833788
12	MONGOLIA	17	9+8	200.866768
13	GERMANY	17	8+4+3+1+1	454.379428
14	SINGAPORE	9	8+1	192.911556
15	POLAND	9	8+1	185.437280
16	IRELAND	9	5+2+1+1	357.881131
17	AUSTRALIA	9	4+3+1+1	358.300370
18	SLOVAKIA	7	7	91.118400
19	LITHUANIA	7	6+1	183.875130
20	ISRAEL	6	6	100.305225
21	SERBIA	6	6	99.991090

Team Championship - Open				
Place	Team	Points	Best Points	IPF GL Points
22	ROMANIA	4	4	86.687505
23	ICELAND	4	4	74.318423
24	AUSTRIA	4	3+1	191.844105
25	BELGIUM	3	2+1	178.516188
26	LATVIA	3	1+1+1	269.083980
27	CROATIA	1	1	92.130485
28	CZECHIA	1	1	89.407313
29	SWITZERLAND	1	1	84.145250
30	NEW ZEALAND	1	1	75.150215
-	DENMARK	-	-	-
-	FINLAND	-	-	-

Place	Name	YOB	Team	Lot	Bd. Wt.	Coeff.	BP1	BP2	BP3	Best	Points	IPF GL Points	Place
Sub Junior - 53kg													
1	TOUKO MESCHINI	2009	FIN	1	52.19	0.646437	107.5	112.5	120.0	120.0 [1]	12	77.572440	25
2	NOE FERKU	2011	HUN	2	51.79	0.649257	105.0	110.0	117.5	117.5 [2]	9	76.287698	31
3	SOSUKE HIRAMATSU	2008	JPN	3	52.08	0.647209	90.0	95.0	<del>400.0</del>	95.0 [3]	8	61.484855	65
4	DOMINIK SKRZYPCZAK	2008	POL	4	52.75	0.642549	87.5	<del>92.5</del>	<del>92.5</del>	87.5 [4]	7	56.223038	68
Sub Junior - 59kg													
1	DONAT FERKU	2009	HUN	10	56.65	0.617268	130.0	135.0	140.0	140.0 [1]	12	86.417520	4
2	OR HAITIN	2008	ISR	9	58.90	0.603977	107.5	115.0	120.0	120.0 [2]	9	72.477240	44
3	VALTTERI LAVIKAINEN	2008	FIN	5	58.50	0.606276	110.0	115.0	117.5	117.5 [3]	8	71.237430	47
4	GIORGI TSIKLARI	2009	GEO	6	57.60	0.611548	105.0	<del>445.0</del>	115.0	115.0 [4]	7	70.328020	49
5	RILEY AUN CAMARCE	2008	CAN	8	57.85	0.610070	110.0	<del>445.0</del>	115.0	115.0 [5]	6	70.158050	51
6	SEBASTIAN PASZKIEL	2009	POL	7	58.28	0.607552	110.0	<del>445.0</del>	<del>445.0</del>	110.0 [6]	5	66.830720	55
7	ERIC SANDU	2009	IRL	11	58.15	0.608310	97.5	105.0	107.5	107.5 [7]	4	65.393325	59
Sub Junior - 66kg													
1	ITTO TSUNEISHI	2008	JPN	19	60.96	0.592547	150.0	<del>465.5</del>	<del>465.5</del>	150.0 [1]	12	88.882050	2 <u>W</u>
2	SABA GOGICHAISHVILI	2008	GEO	18	64.14	0.576153	145.0	<del>452.5</del>	<del>452.5</del>	145.0 [2]	9	83.542185	7
3	SAM GOWLAND	2008	GBR	17	65.51	0.569519	132.5	140.0	142.5	142.5 [3]	8	81.156458	14
4	MYKOLA SAVYCH	2008	UKR	20	64.95	0.572201	130.0	135.0	<del>440.0</del>	135.0 [4]	7	77.247135	27
5	AYAAN SHAHID	2009	GBR	15	65.67	0.568760	122.5	132.5	135.0	135.0 [5]	6	76.782600	28
6	JAN ZILKE	2009	GER	12	65.34	0.570329	125.0	132.5	<del>437.5</del>	132.5 [6]	5	75.568593	34
7	FILIP WILEWSKI	2008	POL	16	65.43	0.569900	120.0	127.5	<del>432.5</del>	127.5 [7]	4	72.662250	42
8	KAISHU SUZUKI	2008	JPN	14	64.74	0.573218	125.0	<del>432.5</del>	<del>432.5</del>	125.0 [8]	3	71.652250	46
Sub Junior - 74kg													
1	GODERDZI KARTSIVADZE	2009	GEO	24	73.55	0.535031	172.5	181.0 ws	<del>482.0</del>	181.0 [1]	12	96.840611	1 <u>W</u>

Place	Name	YOB	Team	Lot	Bd. Wt.	Coeff.	BP1	BP2	BP3	Best	Points	IPF GL Points	Place
2	OLEH KUSHNIEROV	2008	UKR	21	72.32	0.539863	150.0	157.5	<del>462.5</del>	157.5 [2]	9	85.028423	6
3	DASH GRANITE	2009	GBR	30	73.48	0.535302	147.5	152.5	<del>455.0</del>	152.5 [3]	8	81.633555	11
4	OLIVER PULMAN	2008	USA	27	71.82	0.541869	142.5	150.0	<del>455.0</del>	150.0 [4]	7	81.280350	13
5	SABA BOCHORISHVILI	2008	GEO	25	73.25	0.536196	142.5	150.0	<del>455.0</del>	150.0 [5]	6	80.429400	17
6	RYOMA TODOROKI	2008	JPN	28	73.26	0.536157	130.0	<del>435.0</del>	140.0	140.0 [6]	5	75.061980	37
7	GALBAYAR MUNKHBAATAR	2009	MGL	22	72.58	0.538829	127.5	132.5	137.5	137.5 [7]	4	74.088988	41
8	TOMAS ANETTA	2008	SVK	26	73.24	0.536235	117.5	122.5	125.0	125.0 [8]	3	67.029375	54
9	AIDEN WORR	2008	CAN	29	71.15	0.544597	115.0	120.0	122.5	122.5 [9]	2	66.713133	56
10	MICHAL SLEK	2008	POL	23	73.13	0.536664	105.0	117.5	122.5	122.5 [10]	1	65.741340	58
Sub Junior - 83kg													
1	CALEB DUBBERLEY	2009	GBR	41	80.89	0.508992	155.0	160.0	167.5	167.5 [1]	12	85.256160	5
2	ZAN WONG CHONG ZHI	2008	SGP	38	81.73	0.506287	160.0	165.0	<del>470.0</del>	165.0 [2]	9	83.537355	8
3	WANOUS NABIL	2008	HUN	34	81.83	0.505968	162.5	<del>470.0</del>	<del>470.0</del>	162.5 [3]	8	82.219800	9
4	LEOPOLD MALTZEN	2008	GER	42	80.97	0.508732	150.0	160.0	<del>465.0</del>	160.0 [4]	7	81.397120	12
5	JEREMY LIN	2009	GBR	31	81.88	0.505809	150.0	155.0	160.0	160.0 [5]	6	80.929440	15
6	JAN GAWLAK-SOCKA	2008	POL	40	82.73	0.503132	155.0	160.0	<del>465.0</del>	160.0 [6]	5	80.501120	16
7	GRIMUR PETURSSON	2008	ISL	36	81.87	0.505841	147.5	155.0	<del>462.5</del>	155.0 [7]	4	78.405355	21
8	AZUOLAS CEKAUSKAS	2009	LTU	39	80.67	0.509709	152.5	<del>457.5</del>	<del>457.5</del>	152.5 [8]	3	77.730623	23
9	DIMITRI JUGELI	2008	GEO	37	81.40	0.507343	137.5	150.0	<del>465.0</del>	150.0 [9]	2	76.101450	32
10	JULO JURDIK	2008	SVK	43	81.89	0.505777	142.5	150.0	<del>460.0</del>	150.0 [10]	1	75.866550	33
11	SOHAIB AHMED	2008	IRL	32	82.52	0.503789	135.0	142.5	147.5	147.5 [11]	1	74.308878	39
12	NIKOLOZ KHALVASHI	2009	GEO	33	80.75	0.509448	130.0	137.5	142.5	142.5 [12]	1	72.596340	43
13	THOMAS MATHEW	2008	CAN	35	80.46	0.510397	125.0	132.5	137.5	137.5 [13]	1	70.179588	50
Sub Junior - 93kg													
1	ALIX CAPILLIEZ	2008	FRA	7	92.79	0.474966	177.5	182.5	<del>487.5</del>	182.5 [1]	12	86.681295	3 <u>W</u>
2	ANDREJ TUMMLER	2008	CZE	4	92.76	0.475041	165.0	172.5	<del>477.5</del>	172.5 [2]	9	81.944573	10
3	OLEKSANDR VOYTSEKHOVSKYY	2008	UKR	5	91.52	0.478198	157.5	162.5	<del>465.0</del>	162.5 [3]	8	77.707175	24
4	ASHLEY LAKE	2008	GBR	8	91.20	0.479026	<del>455.0</del>	157.5	<del>462.5</del>	157.5 [4]	7	75.446595	36
5	MARTIN BAJER	2009	CZE	9	92.47	0.475772	145.0	152.5	157.5	157.5 [5]	6	74.934090	38
6	GIORGI GVEDASHVILI	2008	GEO	2	90.88	0.479859	<del>450.0</del>	150.0	<del>460.0</del>	150.0 [6]	5	71.978850	45
7	BENJAMIN LEE	2008	CAN	3	90.31	0.481357	140.0	147.5	<del>452.5</del>	147.5 [7]	4	71.000158	48
8	LASSI VILJANMAA	2009	FIN	6	90.21	0.481622	125.0	130.0	135.0	135.0 [8]	3	65.018970	60
Sub Junior - 105kg													
1	ALFIE BEZANCE	2008	GBR	13	103.38	0.451013	170.0	<del>477.5</del>	177.5	177.5 [1]	12	80.054808	18
2	TSENGELBAYAR OYUNTUYA	2008	MGL	11	101.93	0.454005	170.0	<del>475.0</del>	175.0	175.0 [2]	9	79.450875	20
3	SISU LOUKO	2008	FIN	10	101.31	0.455311	162.5	170.0	<del>475.0</del>	170.0 [3]	8	77.402870	26
4	SAMUEL LEHTONEN	2008	FIN	14	100.70	0.456610	160.0	167.5	<del>470.0</del>	167.5 [4]	7	76.482175	30
5	SIMON SRAJER	2008	CZE	12	100.91	0.456161	142.5	147.5	<del>450.0</del>	147.5 [5]	6	67.283748	53

Place	Name	YOB	Team	Lot	Bd. Wt.	Coeff.	BP1	BP2	BP3	Best	Points	IPF GL Points	Place
<b>Sub Junior - 120kg</b>													
1	MIKOLAJ KAWECKI	2008	POL	20	117.28	0.426076	<del>487.5</del>	<del>487.5</del>	187.5	187.5 [1]	12	79.889250	19
2	TORNIKE MARTASHVILI	2008	GEO	15	117.94	0.425040	172.5	180.0	<del>482.5</del>	180.0 [2]	9	76.507200	29
3	ROMAN SAFRONOV	2008	UKR	17	118.88	0.423585	165.0	175.0	<del>482.5</del>	175.0 [3]	8	74.127375	40
4	BEN CRELLIN	2008	GBR	19	106.83	0.444216	<del>470.0</del>	170.0	<del>475.0</del>	170.0 [4]	7	75.516720	35
5	AARON SILAS LURZ	2008	GER	18	118.49	0.424186	150.0	<del>455.0</del>	155.0	155.0 [5]	6	65.748830	57
6	OLEKSANDR HRINVALD	2008	UKR	16	107.69	0.442590	135.0	<del>442.5</del>	<del>442.5</del>	135.0 [6]	5	59.749650	67
<b>Sub Junior - 120+Kg</b>													
1	HARRY NEWBY	2008	GBR	27	139.88	0.396389	172.5	185.0	197.5	197.5 [1]	12	78.286828	22
2	MERABI SAMKHARADZE	2008	GEO	23	156.09	0.380758	180.0	<del>490.0</del>	<del>497.5</del>	180.0 [2]	9	68.536440	52
3	JORDAN FINE	2008	RSA	22	154.08	0.382497	145.0	165.0	<del>472.5</del>	165.0 [3]	8	63.112005	62
4	SEBASTIAN WALLEN	2009	FIN	25	139.19	0.397144	<del>455.0</del>	162.5	<del>472.5</del>	162.5 [4]	7	64.535900	61
5	MAX MINIHAN	2008	CAN	26	131.51	0.406126	150.0	155.0	<del>457.5</del>	155.0 [5]	6	62.949530	63
6	MARIAN SYTAR	2008	UKR	28	131.97	0.405556	150.0	155.0	<del>465.0</del>	155.0 [6]	5	62.861180	64
7	DAWID BEM	2010	POL	21	120.72	0.420804	<del>445.0</del>	145.0	<del>455.0</del>	145.0 [7]	4	61.016580	66
-	TANISH GARG	2009	IND	24	142.71	0.393377	<del>470.0</del>	<del>477.5</del>	<del>480.0</del>	-	-	-	-

#### Best Lifter - Sub Junior

Place	Name	Team	Wt.Cat.	Bd.Wt.	Coeff.	Best BP	IPF GL Points
1	GODERDZI KARTSIVADZE	GEO	74kg	73.55	0.535031	181.0	96.840611
2	ITTO TSUNEISHI	JPN	66kg	60.96	0.592547	150.0	88.882050
3	ALIX CAPILLIEZ	FRA	93kg	92.79	0.474966	182.5	86.681295

#### Team Championship - Sub Junior

Place	Team	Points	Best Points	IPF GL Points
1	GREAT BRITAIN	52	12+12+12+8+8	406.387809
2	GEORGIA	46	12+9+9+9+7	395.754456
3	FINLAND	42	12+8+8+7+7	367.230815
4	UKRAINE	37	9+8+8+7+5	376.971288
5	POLAND	33	12+7+5+5+4	356.106378
6	HUNGARY	29	12+9+8	244.925018
7	JAPAN	28	12+8+5+3	297.081135
8	CZECHIA	21	9+6+6	224.162411
9	CANADA	19	6+6+4+2+1	341.000459
10	GERMANY	18	7+6+5	222.714543
11	MONGOLIA	13	9+4	153.539863
12	FRANCE	12	12	86.681295

Team Championship - Sub Junior				
Place	Team	Points	Best Points	IPF GL Points
13	SINGAPORE	9	9	83.537355
14	ISRAEL	9	9	72.477240
15	SOUTH AFRICA	8	8	63.112005
16	UNITED STATES OF AMERICA	7	7	81.280350
17	IRELAND	5	4+1	139.702203
18	ICELAND	4	4	78.405355
19	SLOVAKIA	4	3+1	142.895925
20	LITHUANIA	3	3	77.730623
-	INDIA	-	-	-

Place	Name	YOB	Team	Lot	Bd. Wt.	Coeff.	BP1	BP2	BP3	Best	Points	IPF GL Points	Place
Junior - 53kg													
1	ZACHARY VANDENBURG	2007	CAN	3	52.34	0.645389	110.0	115.0	<del>425.0</del>	115.0 [1]	12	74.219735	90
2	BAKDAULET KYDYRBAEV	2007	KAZ	2	51.61	0.650537	90.0	95.0	102.5	102.5 [2]	9	66.680043	95
3	ANDRIA MIKAUTADZE	2005	GEO	1	52.71	0.642825	80.0	87.5	<del>402.5</del>	87.5 [3]	8	56.247188	97
Junior - 59kg													
1	GIORGI GELASHVILI	2006	GEO	7	58.63	0.605526	140.0	147.5	155.0	155.0 [1]	12	93.856530	24
2	YOUSSEF SEFFAR	2004	FRA	5	58.72	0.605008	130.0	135.0	137.5	137.5 [2]	9	83.188600	67
3	JAKUB MERMER	2006	POL	8	58.68	0.605238	112.5	<del>447.5</del>	120.0	120.0 [3]	8	72.628560	91
4	STEPHEN ANDREN	2006	USA	6	57.97	0.609364	110.0	117.5	<del>422.5</del>	117.5 [4]	7	71.600270	92
5	KACPER BIALAS	2003	POL	4	57.11	0.614478	107.5	<del>442.5</del>	X	107.5 [5]	6	66.056385	96
Junior - 66kg													
1	ALEKO SIDANOVI	2003	GEO	15	65.07	0.571623	165.0	<del>472.5</del>	175.0	175.0 [1]	12	100.034025	6
2	YUTO KUSUDA	2004	JPN	20	64.32	0.575268	<del>465.0</del>	165.0	<del>475.0</del>	165.0 [2]	9	94.919220	21
3	MAXIME BOURHY	2006	FRA	10	65.61	0.569045	157.5	162.5	<del>465.0</del>	162.5 [3]	8	92.469813	28
4	ETHAN CRUZ	2003	USA	9	64.58	0.573996	152.5	160.0	<del>470.0</del>	160.0 [4]	7	91.839360	30
5	SAMUEL LOVLAND	2005	NOR	18	65.55	0.569329	155.0	160.0	<del>470.0</del>	160.0 [5]	6	91.092640	33
6	DAISUKE NAKASHIMA	2003	JPN	19	64.63	0.573752	<del>450.0</del>	150.0	<del>465.0</del>	150.0 [6]	5	86.062800	53
7	ZURA GVINIANIDZE	2006	GEO	12	65.55	0.569329	142.5	150.0	<del>455.0</del>	150.0 [7]	4	85.399350	58
8	VENCEL BALOG	2007	HUN	13	65.71	0.568571	145.0	150.0	<del>455.0</del>	150.0 [8]	3	85.285650	59
9	OLEKSANDR PONOMARENKO	2007	UKR	16	65.71	0.568571	<del>447.5</del>	150.0	<del>465.0</del>	150.0 [9]	2	85.285650	60
10	GASTON NASSIEF	2004	GBR	14	65.74	0.568429	135.0	142.5	145.0	145.0 [10]	1	82.422205	69
11	KONRAD MET	2006	POL	11	64.52	0.574289	125.0	130.0	135.0	135.0 [11]	1	77.529015	83
12	STANISLAW BALCHANOWSKI	2005	POL	17	65.31	0.570473	127.5	135.0	<del>437.5</del>	135.0 [12]	1	77.013855	85
Junior - 74kg													
1	YUJIRO WADA	2003	JPN	25	71.97	0.541264	190.0	195.0	200.5 wj	200.5 [1]	12	108.523432	2 <u>W</u>
2	CALEB CHAN	2003	USA	27	73.63	0.534722	182.5	190.0	<del>497.5</del>	190.0 [2]	9	101.597180	4

Place	Name	YOB	Team	Lot	Bd. Wt.	Coeff.	BP1	BP2	BP3	Best	Points	IPF GL Points	Place
3	OLI GLEDHILL	2006	GBR	35	73.40	0.535613	177.5	<del>487.5</del>	187.5	187.5 [3]	8	100.427438	5
4	NEO YNGSTROM	2004	SWE	24	72.91	0.537527	170.0	177.5	182.5	182.5 [4]	7	98.098678	10
5	MEO JULES DE	2005	FRA	37	73.11	0.536743	170.0	182.5	<del>487.5</del>	182.5 [5]	6	97.955598	11
6	EDVIN OHRSTROM	2003	SWE	23	72.62	0.538671	167.5	177.5	<del>482.5</del>	177.5 [6]	5	95.614103	18
7	MICHAL KOLODZIEJCZYK	2004	POL	34	73.45	0.535418	167.5	175.0	<del>480.0</del>	175.0 [7]	4	93.698150	25
8	MILAN VYNCKE	2004	BEL	26	73.33	0.535885	157.5	165.0	172.5	172.5 [8]	3	92.440163	29
9	TYLER OLLECH	2003	CAN	22	72.81	0.537920	155.0	162.5	170.0	170.0 [9]	2	91.446400	32
10	HEDI DEBAN	2003	GBR	29	73.59	0.534876	162.5	167.5	<del>470.0</del>	167.5 [10]	1	89.591730	39
11	DAVID VOGEL	2005	SVK	31	72.95	0.537370	147.5	157.5	165.0	165.0 [11]	1	88.666050	41
12	GIORGI MAISURADZE	2004	GEO	30	73.06	0.536938	155.0	162.5	<del>467.5</del>	162.5 [12]	1	87.252425	47
13	GIVI GELAGUTASHVILI	2006	GEO	33	72.63	0.538631	160.0	<del>462.5</del>	<del>462.5</del>	160.0 [13]	1	86.180960	52
14	OTTO SJULS	2005	FIN	28	72.93	0.537448	150.0	<del>462.5</del>	<del>462.5</del>	150.0 [14]	1	80.617200	75
15	DIEGO KEAN	2006	ISV	21	71.68	0.542435	85.0	95.0	<del>406.0</del>	95.0 [15]	1	51.531325	100
Junior - 83kg													
1	ANTON NYKANEN	2003	FIN	52	82.12	0.505048	197.5	207.5	215.5	215.5 [1]	12	108.837844	1 <u>☞</u>
2	EMIL LUNDGREN	2003	SWE	51	82.19	0.504827	197.5	207.5	<del>245.5</del>	207.5 [2]	9	104.751603	3 <u>☞</u>
3	NIKLAS HUTTERER	2007	AUT	47	81.47	0.507118	185.0	192.5	195.0	195.0 [3]	8	98.888010	8
4	SAMUEL COHEN	2005	FRA	41	81.67	0.506478	185.0	192.5	195.0	195.0 [4]	7	98.763210	9
5	JACOB PAQUIN	2005	USA	44	77.87	0.519162	180.0	187.5	<del>492.5</del>	187.5 [5]	6	97.342875	13
6	DAVITI PANJAKIDZE	2006	GEO	54	81.94	0.505618	175.0	<del>482.5</del>	<del>482.5</del>	175.0 [6]	5	88.483150	42
7	TOMAS DIRDA	2006	LTU	55	81.68	0.506446	165.0	172.5	<del>477.5</del>	172.5 [7]	4	87.361935	46
8	FADY FARAGALLH	2003	CAN	50	82.15	0.504953	165.0	172.5	<del>480.0</del>	172.5 [8]	3	87.104393	49
9	DAAN MEIJER	2005	NED	43	82.70	0.503226	165.0	172.5	<del>480.0</del>	172.5 [9]	2	86.806485	50
10	JONATHAN ERIKSSON	2004	SWE	53	82.54	0.503726	160.0	170.0	<del>480.0</del>	170.0 [10]	1	85.633420	55
11	RAMAZAN NAMAZOVI	2004	GEO	48	76.76	0.523084	157.5	167.5	<del>472.5</del>	167.5 [11]	1	87.616570	45
12	ANGUS POYNTING	2007	AUS	40	80.89	0.508992	160.0	167.5	<del>470.0</del>	167.5 [12]	1	85.256160	61
13	ERMINIJUS MASELSKIS	2004	LTU	42	80.27	0.511022	160.0	165.0	<del>470.0</del>	165.0 [13]	1	84.318630	64
14	LEO ROSSETTI	2003	SUI	39	82.70	0.503226	145.0	155.0	160.0	160.0 [14]	1	80.516160	76
15	MIGUEL PITA	2003	BRA	38	82.78	0.502976	150.0	<del>457.5</del>	<del>457.5</del>	150.0 [15]	1	75.446400	89
16	NIGEL PNG WEI QI	2003	SGP	45	82.42	0.504102	127.5	135.0	<del>437.5</del>	135.0 [16]	1	68.053770	94
-	MARCO AKEL	2006	GBR	46	82.35	0.504323	<del>487.5</del>	<del>487.5</del>	<del>487.5</del>	-	-	-	-
Junior - 93kg													
1	GRUYTER LOUIS DE	2003	BEL	7	90.17	0.481728	190.0	202.5	207.5	207.5 [1]	12	99.958560	7
2	DAWSON AARON	2003	USA	14	90.02	0.482127	177.5	190.0	202.5	202.5 [2]	9	97.630718	12
3	JAKOB GRANDL	2005	AUT	11	92.19	0.476482	192.5	<del>200.0</del>	202.5	202.5 [3]	8	96.487605	16
4	WOJCIECH HEREZO	2003	GBR	8	88.73	0.485607	190.0	<del>496.0</del>	200.0	200.0 [4]	7	97.121400	14
5	FABIAN LILJEBERG	2006	SWE	6	92.57	0.475520	190.0	200.0	<del>205.0</del>	200.0 [5]	6	95.104000	20
6	ERNESTAS JUODIS	2007	LTU	1	88.01	0.487591	180.0	190.0	197.5	197.5 [6]	5	96.299223	17

Place	Name	YOB	Team	Lot	Bd. Wt.	Coeff.	BP1	BP2	BP3	Best	Points	IPF GL Points	Place
7	BENONY HELGI BENONYSSON	2003	ISL	13	91.29	0.478792	187.5	197.5	<del>206.0</del>	197.5 [7]	4	94.561420	22
8	DANIEL HEAZLEWOOD-LEE	2003	AUS	17	92.15	0.476584	187.5	197.5	<del>202.5</del>	197.5 [8]	3	94.125340	23
9	GURVAN LANNUZEL	2005	FRA	9	92.46	0.475797	185.0	192.5	<del>200.0</del>	192.5 [9]	2	91.590923	31
10	DAMIAN ROZANSKI	2003	POL	16	91.59	0.478017	172.5	180.0	185.0	185.0 [10]	1	88.433145	43
11	FELIX OSTERHOFF	2006	GER	4	92.56	0.475545	172.5	180.0	185.0	185.0 [11]	1	87.975825	44
12	TATEN DRIVER	2003	USA	10	91.75	0.477606	180.0	<del>187.5</del>	<del>192.5</del>	180.0 [12]	1	85.969080	54
13	RIKI TANAKA	2007	JPN	12	90.71	0.480304	162.5	172.5	<del>180.0</del>	172.5 [13]	1	82.852440	68
14	DYLAN HARTNETT	2003	IRL	18	92.16	0.476558	162.5	172.5	<del>180.0</del>	172.5 [14]	1	82.206255	70
15	JOSHUA PREUSS	2003	IRL	3	91.44	0.478404	165.0	170.0	<del>172.5</del>	170.0 [15]	1	81.328680	73
16	JARNO THEODOR SPRING	2004	GER	2	90.99	0.479572	160.0	167.5	<del>175.0</del>	167.5 [16]	1	80.328310	77
17	SHOUNIT KAMBOJ	2003	CAN	5	92.11	0.476686	150.0	157.5	160.0	160.0 [17]	1	76.269760	86
18	VMANIE ROCHESTER	2007	ISV	15	90.64	0.480488	102.5	110.0	<del>117.5</del>	110.0 [18]	1	52.853680	99
Junior - 105kg													
1	TEGAN MINNIER	2006	USA	22	101.63	0.454635	192.5	202.5	210.0	210.0 [1]	12	95.473350	19
2	SUSA OLIVER	2004	HUN	24	98.31	0.461854	192.5	202.5	<del>210.0</del>	202.5 [2]	9	93.525435	26
3	ARTUR VIATKIN	2003	UKR	31	103.69	0.450384	190.0	200.0	<del>205.0</del>	200.0 [3]	8	90.076800	35
4	YEGOR VOLOSHIN	2003	ISR	20	104.07	0.449618	182.5	190.0	200.0	200.0 [4]	7	89.923600	36
5	HERMANNI JARVENPAA	2003	FIN	28	104.33	0.449097	190.0	200.0	<del>205.0</del>	200.0 [5]	6	89.819400	37
6	HUGO MAY	2003	AUS	29	101.38	0.455163	182.5	195.0	<del>200.0</del>	195.0 [6]	5	88.756785	40
7	MIKOLAJ ZAJAC	2005	POL	21	102.44	0.452943	177.5	185.0	192.5	192.5 [7]	4	87.191528	48
8	SHINSUKE MATSUI	2003	JPN	30	104.62	0.448519	190.0	<del>197.5</del>	<del>202.5</del>	190.0 [8]	3	85.218610	62
9	WILLEM MCKEOWN	2007	CAN	19	103.30	0.451176	170.0	180.0	185.0	185.0 [9]	2	83.467560	66
10	BRYCE THORNHILL	2004	GBR	26	102.25	0.453338	172.5	180.0	<del>185.0</del>	180.0 [10]	1	81.600840	71
11	THORDUR SKJALDBERG	2006	ISL	27	102.25	0.453338	167.5	175.0	180.0	180.0 [11]	1	81.600840	72
12	MORITZ MOSER	2006	GER	25	103.32	0.451135	180.0	<del>190.0</del>	<del>190.0</del>	180.0 [12]	1	81.204300	74
13	OISIN BLANEY SHORTE	2005	IRL	23	104.59	0.448579	167.5	177.5	<del>185.0</del>	177.5 [13]	1	79.622773	78
Junior - 120kg													
1	BROC EVITCH	2004	USA	36	118.07	0.424837	217.5	227.5	<del>235.0</del>	227.5 [1]	12	96.650418	15
2	KAMIL MALANOWICZ	2005	POL	32	117.35	0.425966	195.0	207.5	217.5	217.5 [2]	9	92.647605	27
3	YURI VAN ESSEN	2003	NED	42	119.48	0.422668	195.0	205.0	215.0	215.0 [3]	8	90.873620	34
4	STVAN OLIVEIRA	2004	BRA	35	119.70	0.422335	212.5	<del>217.5</del>	<del>217.5</del>	212.5 [4]	7	89.746188	38
5	EDUARDO CRUZ	2003	USA	43	116.65	0.427076	200.0	<del>220.0</del>	<del>220.0</del>	200.0 [5]	6	85.415200	57
6	BARRY WALSH	2004	IRL	40	119.00	0.423401	185.0	197.5	<del>200.0</del>	197.5 [6]	5	83.621698	65
7	WILLIAM JAMES	2003	GBR	38	118.62	0.423985	175.0	180.0	185.0	185.0 [7]	4	78.437225	82
8	SABA GIORGADZE	2006	GEO	41	113.36	0.432484	182.5	<del>190.0</del>	<del>207.5</del>	182.5 [8]	3	78.928330	79
9	LUCA ALBERT	2004	GER	37	113.50	0.432247	165.0	175.0	182.5	182.5 [9]	2	78.885078	80
10	OSSI RANTALA	2005	FIN	33	118.10	0.424791	172.5	182.5	<del>187.5</del>	182.5 [10]	1	77.524358	84
11	NISHANT SHARMA	2007	IND	34	119.36	0.422851	130.0	<del>142.5</del>	<del>142.5</del>	130.0 [11]	1	54.970630	98

Place	Name	YOB	Team	Lot	Bd. Wt.	Coeff.	BP1	BP2	BP3	Best	Points	IPF GL Points	Place
-	NOAH TREMBLETT	2003	CAN	39	117.16	0.426266	482.5	482.5	482.5	-	-	-	-
<b>Junior - 120+Kg</b>													
1	LUCA STREIF	2005	GER	49	216.35	0.345786	215.0	222.5	227.5	227.5 [1]	12	78.666315	81
2	DINO CIZMAK	2007	CRO	48	162.49	0.375546	<del>220.0</del>	220.0	225.0	225.0 [2]	9	84.497850	63
3	PHILLIP NIKOLIC	2004	AUT	50	146.38	0.389659	207.5	<del>220.0</del>	222.5	222.5 [3]	8	86.699128	51
4	YAROSLAV BRYCH	2005	UKR	45	143.34	0.392724	210.0	217.5	<del>220.0</del>	217.5 [4]	7	85.417470	56
5	BRANKO JAKUBIK	2003	SVK	47	136.13	0.400592	190.0	<del>200.0</del>	<del>200.0</del>	190.0 [5]	6	76.112480	87
6	TOKIO MATSUOKA	2003	JPN	46	120.63	0.420938	175.0	<del>480.0</del>	180.0	180.0 [6]	5	75.768840	88
7	DAWID PIETRYKOWSKI	2004	POL	44	134.66	0.402309	165.0	170.0	<del>477.5</del>	170.0 [7]	4	68.392530	93

#### Best Lifter - Junior


Place	Name	Team	Wt.Cat.	Bd.Wt.	Coeff.	Best BP	IPF GL Points
1	ANTON NYKANEN	FIN	83kg	82.12	0.505048	215.5	108.837844
2	YUJIRO WADA	JPN	74kg	71.97	0.541264	200.5	108.523432
3	EMIL LUNDGREN	SWE	83kg	82.19	0.504827	207.5	104.751603


#### Team Championship - Junior

Place	Team	Points	Best Points	IPF GL Points
1	UNITED STATES OF AMERICA	49	12+12+9+9+7	483.191026
2	GEORGIA	41	12+12+8+5+4	424.020243
3	JAPAN	34	12+9+5+5+3	450.492902
4	FRANCE	32	9+8+7+6+2	463.968144
5	POLAND	31	9+8+6+4+4	412.222228
6	SWEDEN	28	9+7+6+5+1	479.201804
7	AUSTRIA	24	8+8+8	282.074743
8	GREAT BRITAIN	21	8+7+4+1+1	447.999998
9	FINLAND	20	12+6+1+1	356.798802
10	CANADA	20	12+3+2+2+1	412.507848
11	GERMANY	17	12+2+1+1+1	407.059828
12	UKRAINE	17	8+7+2	260.779920
13	BELGIUM	15	12+3	192.398723
14	HUNGARY	12	9+3	178.811085
15	NETHERLANDS	10	8+2	177.680105
16	LITHUANIA	10	5+4+1	267.979788
17	CROATIA	9	9	84.497850
18	KAZAKHSTAN	9	9	66.680043
19	AUSTRALIA	9	5+3+1	268.138285

Team Championship - Junior				
Place	Team	Points	Best Points	IPF GL Points
20	BRAZIL	8	7+1	165.192588
21	IRELAND	8	5+1+1+1	326.779406
22	ISRAEL	7	7	89.923600
23	SLOVAKIA	7	6+1	164.778530
24	NORWAY	6	6	91.092640
25	ICELAND	5	4+1	176.162260
26	UNITED STATES VIRGIN ISLANDS	2	1+1	104.385005
27	SWITZERLAND	1	1	80.516160
28	SINGAPORE	1	1	68.053770
29	INDIA	1	1	54.970630

Place	Name	YOB	Team	Lot	Bd. Wt.	Coeff.	BP1	BP2	BP3	Best	Points	IPF GL Points	Place
<b>Master 1 - 59kg</b>													
1	YUJI FUJITA	1984	JPN	1	58.83	0.604377	140.0	<del>145.0</del>	<del>145.0</del>	140.0 [1]	12	84.612780	36
<b>Master 1 - 66kg</b>													
1	TAPIO PELTOKANGAS	1984	FIN	5	65.70	0.568618	130.0	137.5	140.0	140.0 [1]	12	79.606520	45
2	OSSI GRONLUND	1985	FIN	3	65.19	0.571047	127.5	132.5	137.5	137.5 [2]	9	78.518963	50
3	AMIR REZA MESFOROOSH	1980	IRI	2	65.63	0.568950	120.0	130.0	135.0	135.0 [3]	8	76.808250	52
4	MEHDI HOUAS	1977	FRA	4	65.75	0.568382	132.5	<del>137.5</del>	<del>137.5</del>	132.5 [4]	7	75.310615	56
5	NAZAR ZHINCHYN	1983	UKR	7	65.51	0.569519	120.0	127.5	<del>135.0</del>	127.5 [5]	6	72.613673	57
6	RICKEY NELSEN	1982	USA	6	65.61	0.569045	125.0	<del>132.5</del>	<del>132.5</del>	125.0 [6]	5	71.130625	58
<b>Master 1 - 74kg</b>													
1	BARTLOMIEJ WIREK	1983	POL	9	73.53	0.535109	172.5	177.5	182.5	182.5 [1]	12	97.657393	7
2	KENAN ABEL	1980	GER	10	73.58	0.534915	145.0	152.5	<del>157.5</del>	152.5 [2]	9	81.574538	42
3	LEE ROGERS	1978	USA	12	72.83	0.537841	117.5	122.5	125.0	125.0 [3]	8	67.230125	60
4	RYNO THERON	1983	RSA	8	72.84	0.537802	115.0	<del>120.0</del>	120.0	120.0 [4]	7	64.536240	61
<b>Master 1 - 83kg</b>													
1	MITSunORI CHIBA	1986	AUS	13	81.23	0.507891	185.0	192.5	195.0	195.0 [1]	12	99.038745	1 <u>W</u>
2	MIHALY GONCZOL	1985	HUN	3	81.33	0.507568	185.0	192.5	<del>195.0</del>	192.5 [2]	9	97.706840	6
3	JONATHAN LOSA	1982	USA	1	82.95	0.502448	180.0	<del>187.5</del>	192.5	192.5 [3]	8	96.721240	8
4	JIRI SIGUT	1986	CZE	7	82.47	0.503946	182.5	190.0	<del>195.0</del>	190.0 [4]	7	95.749740	10
5	LEVANI GILIGASHVILI	1982	GEO	9	82.01	0.505396	180.0	185.0	<del>190.0</del>	185.0 [5]	6	93.498260	17
6	TOMASZ GAWRON	1979	POL	5	81.84	0.505936	177.5	182.5	<del>190.0</del>	182.5 [6]	5	92.333320	20
7	MICHAEL PAWLOWSKI	1983	GER	8	82.40	0.504165	167.5	<del>175.0</del>	175.0	175.0 [7]	4	88.228875	27
8	JANI VASKIVUORI	1985	FIN	6	79.98	0.511982	160.0	167.5	172.5	172.5 [8]	3	88.316895	26
9	JOHANNES JONSSON	1978	SWE	12	82.30	0.504480	157.5	165.0	172.5	172.5 [9]	2	87.022800	30
10	SEBASTIEN MARTINEZ	1983	FRA	11	81.92	0.505682	160.0	165.0	<del>170.0</del>	165.0 [10]	1	83.437530	38

Place	Name	YOB	Team	Lot	Bd. Wt.	Coeff.	BP1	BP2	BP3	Best	Points	IPF GL Points	Place
11	TEEMU TAPANAINEN	1984	FIN	4	82.20	0.504795	150.0	162.5	<del>466.0</del>	162.5 [11]	1	82.029188	40
12	CRAIG STRONG	1982	GBR	2	82.65	0.503382	152.5	160.0	162.5	162.5 [12]	1	81.799575	41
13	GABRIEL WIERZCHOWSKI	1981	POL	10	82.28	0.504543	140.0	145.0	150.0	150.0 [13]	1	75.681450	55
<b>Master 1 - 93kg</b>													
1	LLALANDO AUSTIN	1979	USA	17	89.94	0.482340	192.5	200.0	205.0	205.0 [1]	12	98.879700	2 
2	LEONARDO STELET FERNANDES	1982	BRA	24	92.19	0.476482	190.0	195.0	197.5	197.5 [2]	9	94.105195	13
3	OTGONDALAI TSEND-AYUSH	1981	MGL	15	92.73	0.475117	197.5	<del>202.5</del>	<del>202.5</del>	197.5 [3]	8	93.835608	15
4	SAIED ABDOLLAHPOUR	1983	SWE	18	90.83	0.479990	182.5	190.0	195.0	195.0 [4]	7	93.598050	16
5	KENJI NOZAWA	1986	JPN	23	91.44	0.478404	180.0	190.0	<del>497.5</del>	190.0 [5]	6	90.896760	23
6	WESLEY BRANDES	1978	NED	21	92.43	0.475873	165.0	172.5	180.0	180.0 [6]	5	85.657140	31
7	SLAWOMIR JASICA	1977	POL	25	91.39	0.478533	177.5	<del>482.5</del>	<del>482.5</del>	177.5 [7]	4	84.939608	34
8	JASON COBLE	1979	USA	19	92.26	0.476304	160.0	<del>477.5</del>	177.5	177.5 [8]	3	84.543960	37
9	THOMAS HORN	1977	GER	20	92.00	0.476966	157.5	165.0	<del>470.0</del>	165.0 [9]	2	78.699390	48
10	LIAM SNUSHER	1985	GBR	16	91.95	0.477094	152.5	157.5	160.0	160.0 [10]	1	76.335040	53
11	ARVID BACKNERT	1986	SWE	22	87.11	0.490115	137.5	147.5	155.0	155.0 [11]	1	75.967825	54
12	DAMIAN KOCOT	1985	POL	14	92.63	0.475368	137.5	145.0	<del>450.0</del>	145.0 [12]	1	68.928360	59
<b>Master 1 - 105kg</b>													
1	TATSURU NAGAE	1985	JPN	7	103.86	0.450041	202.5	212.5	217.5	217.5 [1]	12	97.883918	5
2	BATTULGA TSOGBAYAR	1983	MGL	11	103.27	0.451237	207.5	212.5	<del>247.5</del>	212.5 [2]	9	95.887863	9
3	RICHARD BERTHO	1981	FRA	8	103.59	0.450587	200.0	210.0	<del>245.0</del>	210.0 [3]	8	94.623270	12
4	VLADISLAV HAVRLIK	1980	CZE	4	103.89	0.449980	202.5	207.5	<del>242.5</del>	207.5 [4]	7	93.370850	18
5	GUILHERME SANTOS	1986	BRA	9	102.46	0.452902	202.5	<del>240.0</del>	<del>240.0</del>	202.5 [5]	6	91.712655	21
6	ALEX DENNIS	1985	ISV	1	103.45	0.450871	180.0	190.0	200.0	200.0 [6]	5	90.174200	24
7	LORAND BERKE	1979	HUN	10	101.02	0.455927	162.5	172.5	175.0	175.0 [7]	4	79.787225	44
8	STEFAN DAMM	1985	GER	3	101.86	0.454152	175.0	<del>480.0</del>	X	175.0 [8]	3	79.476600	46
9	NORBERT KULCZYCKI	1985	GBR	2	103.96	0.449839	170.0	175.0	<del>480.0</del>	175.0 [9]	2	78.721825	47
10	PHILIPPE PAQUIN	1980	FRA	5	104.41	0.448937	170.0	175.0	<del>480.0</del>	175.0 [10]	1	78.563975	49
-	MOSHE LEVI	1982	USA	6	102.78	0.452241	<del>205.0</del>	<del>205.0</del>	<del>205.0</del>	-	-	-	-
<b>Master 1 - 120kg</b>													
1	PHILLIP WILKINS	1980	USA	16	111.57	0.435563	220.0	225.0	<del>227.5</del>	225.0 [1]	12	98.001675	4
2	SIMO SISTONEN	1983	FIN	14	119.66	0.422395	215.0	222.5	<del>227.5</del>	222.5 [2]	9	93.982888	14
3	DIMITRI BONNAY	1982	FRA	13	117.18	0.426234	205.0	215.0	217.5	217.5 [3]	8	92.705895	19
4	CHRISTIAN KLOTZ	1977	AUT	12	108.25	0.441544	192.5	205.0	215.0	215.0 [4]	7	94.931960	11
5	LINAS PALIVONAS	1981	LTU	15	119.07	0.423294	202.5	207.5	<del>240.0</del>	207.5 [5]	6	87.833505	29
6	MARCEL JAHNKE	1981	GER	18	117.83	0.425212	200.0	<del>207.5</del>	<del>207.5</del>	200.0 [6]	5	85.042400	33
7	RYAN DIXON	1980	GBR	17	119.21	0.423079	190.0	200.0	<del>205.0</del>	200.0 [7]	4	84.615800	35
8	ARKADIUSZ DOMANSKI	1982	POL	19	114.00	0.431407	185.0	<del>492.5</del>	<del>495.0</del>	185.0 [8]	3	79.810295	43
<b>Master 1 - 120+Kg</b>													

Place	Name	YOB	Team	Lot	Bd. Wt.	Coeff.	BP1	BP2	BP3	Best	Points	IPF GL Points	Place
1	JANNE JAASKELAINEN	1982	FIN	22	136.27	0.400431	230.0	240.0	245.0	245.0 [1]	12	98.105595	3 
2	CARLOS ALEXANDRE EMIDIO	1983	BRA	27	157.94	0.379202	220.0	232.5	<del>247.5</del>	232.5 [2]	9	88.164465	28
3	MILAN SMILJANIC	1978	SRB	23	157.27	0.379761	<del>220.0</del>	<del>225.0</del>	225.0	225.0 [3]	8	85.446225	32
4	FREDERICK QUARLES	1981	USA	24	137.09	0.399492	200.0	215.0	222.5	222.5 [4]	7	88.886970	25
5	KORNEL SCHAUER	1977	HUN	20	124.28	0.415666	212.5	220.0	<del>225.0</del>	220.0 [5]	6	91.446520	22
6	ROBERT WIEJAS	1977	POL	25	143.05	0.393023	190.0	200.0	210.0	210.0 [6]	5	82.534830	39
7	STEVE SNELL	1980	CAN	21	150.27	0.385939	190.0	197.5	202.5	202.5 [7]	4	78.152648	51

#### Best Lifter - Master 1

Place	Name	Team	Wt.Cat.	Bd.Wt.	Coeff.	Best BP	IPF GL Points
1	mitsunori Chiba	AUS	83kg	81.23	0.507891	195.0	99.038745
2	LLALANDO AUSTIN	USA	93kg	89.94	0.482340	205.0	98.879700
3	JANNE JAASKELAINEN	FIN	120+kg	136.27	0.400431	245.0	98.105595

#### Team Championship - Master 1

Place	Team	Points	Best Points	IPF GL Points
1	UNITED STATES OF AMERICA	47	12+12+8+8+7	449.719710
2	FINLAND	45	12+12+9+9+3	438.530861
3	JAPAN	30	12+12+6	273.393458
4	POLAND	29	12+5+5+4+3	437.275446
5	FRANCE	25	8+8+7+1+1	424.641285
6	BRAZIL	24	9+9+6	273.982315
7	GERMANY	23	9+5+4+3+2	413.021803
8	HUNGARY	19	9+6+4	268.940585
9	MONGOLIA	17	9+8	189.723471
10	CZECHIA	14	7+7	189.120590
11	AUSTRALIA	12	12	99.038745
12	SWEDEN	10	7+2+1	256.588675
13	SERBIA	8	8	85.446225
14	IRAN	8	8	76.808250
15	GREAT BRITAIN	8	4+2+1+1	321.472240
16	AUSTRIA	7	7	94.931960
17	SOUTH AFRICA	7	7	64.536240
18	GEORGIA	6	6	93.498260
19	LITHUANIA	6	6	87.833505
20	UKRAINE	6	6	72.613673
21	UNITED STATES VIRGIN ISLANDS	5	5	90.174200

Team Championship - Master 1				
Place	Team	Points	Best Points	IPF GL Points
22	NETHERLANDS	5	5	85.657140
23	CANADA	4	4	78.152648



Place	Name	YOB	Team	Lot	Bd. Wt.	Coeff.	BP1	BP2	BP3	Best	Points	IPF GL Points	Place
<b>Master 2 - 59kg</b>													
1	CHRISTIAN KLEIN	1970	GER	1	58.59	0.605756	117.5	122.5	<del>125.0</del>	122.5 [1]	12	74.205110	35
<b>Master 2 - 66kg</b>													
1	STEVE PETRENAK	1968	USA	3	65.25	0.570760	122.5	130.0	135.0	135.0 [1]	12	77.052600	28
2	FRANCOIS BESNARD	1971	FRA	2	65.18	0.571095	120.0	127.5	132.5	132.5 [2]	9	75.670088	32
3	MARTIN HAGLOF	1972	SWE	5	65.37	0.570186	117.5	122.5	125.0	125.0 [3]	8	71.273250	39
4	TODD SOLOMON	1970	USA	4	65.11	0.571431	110.0	117.5	<del>125.0</del>	117.5 [4]	7	67.143143	46
<b>Master 2 - 74kg</b>													
1	MICKAEL LAGER	1971	FRA	9	73.54	0.535070	165.0	172.5	<del>180.5</del>	172.5 [1]	12	92.299575	6
2	BJORN-ANDRE EGERDAHL	1970	NOR	8	73.56	0.534992	145.0	152.5	155.0	155.0 [2]	9	82.923760	21
3	BARTOSZ ZELAZKO	1973	POL	6	73.50	0.535225	145.0	147.5	152.5	152.5 [3]	8	81.621813	23
4	TAKUYA YAMASHITA	1968	JPN	11	73.80	0.534067	142.5	147.5	150.0	150.0 [4]	7	80.110050	25
-	AMARSANAA KHUUJII	1972	MGL	7	73.38	0.535690	<del>150.0</del>	<del>150.0</del>	<del>150.0</del>	-	-	-	-
<b>Master 2 - 83kg</b>													
1	SHIGEKI KUSHINO	1973	JPN	17	82.70	0.503226	<del>175.0</del>	180.0	182.5	182.5 [1]	12	91.838745	10
2	MERDAN NURSAHATOV	1976	USA	14	83.00	0.502293	172.5	177.5	182.5	182.5 [2]	9	91.668473	11
3	OVE HENNING LORENTZEN	1971	NOR	13	81.79	0.506095	160.0	167.5	<del>175.0</del>	167.5 [3]	8	84.770913	18
4	KARIM HOUAS	1975	FRA	16	81.06	0.508440	160.0	165.0	<del>175.0</del>	165.0 [4]	7	83.892600	19
5	JASON ROSS	1969	USA	12	82.32	0.504417	147.5	<del>155.0</del>	<del>155.0</del>	147.5 [5]	6	74.401508	34
6	MATTHIAS BREKELLER	1974	GER	18	82.30	0.504480	135.0	<del>140.0</del>	140.0	140.0 [6]	5	70.627200	41
7	DARREN LEWSEN	1975	AUS	15	82.05	0.505269	112.5	120.0	<del>125.0</del>	120.0 [7]	4	60.632280	49
<b>Master 2 - 93kg</b>													
1	TOMOHIRO SAKAI	1970	JPN	21	90.69	0.480356	200.0	<del>207.5</del>	207.5	207.5 [1]	12	99.673870	1 <u>W</u>
2	BATTUMUR KHUMUUGUL	1974	MGL	27	91.41	0.478482	<del>185.0</del>	185.0	187.5	187.5 [2]	9	89.715375	13
3	KENNETH EKBORG	1973	SWE	22	92.53	0.475621	175.0	<del>182.5</del>	185.0	185.0 [3]	8	87.989885	16
4	JAN KLUWE	1974	GER	19	90.41	0.481093	180.0	182.5	<del>185.0</del>	182.5 [4]	7	87.799473	17
5	RICO TERRELL	1971	USA	25	91.50	0.478249	157.5	175.0	<del>185.0</del>	175.0 [5]	6	83.693575	20
6	MICHAEL NIELSEN	1972	DEN	28	90.25	0.481516	155.0	162.5	<del>167.5</del>	162.5 [6]	5	78.246350	26
7	KRZYSZTOF LIS	1974	POL	24	92.31	0.476177	155.0	<del>157.5</del>	<del>157.5</del>	155.0 [7]	4	73.807435	36
8	VLADIMIR NEBOLA	1970	CZE	20	90.49	0.480882	150.0	<del>157.5</del>	<del>157.5</del>	150.0 [8]	3	72.132300	38
9	EDSON KAMOGAWA	1976	BRA	26	92.42	0.475899	140.0	147.5	<del>152.5</del>	147.5 [9]	2	70.195103	42
10	JOERG WIEMANN	1972	GER	30	91.07	0.479363	137.5	142.5	145.0	145.0 [10]	1	69.507635	44
11	KEVIN RACK	1974	GBR	29	92.32	0.476152	140.0	145.0	<del>152.5</del>	145.0 [11]	1	69.042040	45


Place	Name	YOB	Team	Lot	Bd. Wt.	Coeff.	BP1	BP2	BP3	Best	Points	IPF GL Points	Place
12	ROBERT TRUCHON	1968	CAN	23	91.71	0.477709	97.5	105.0	110.0	110.0 [12]	1	52.547990	51
<b>Master 2 - 105kg</b>													
1	KONRAD BURGHARDT	1974	GER	4	101.14	0.455671	210.0	217.5	<del>228.0</del>	217.5 [1]	12	99.108443	2 <u>W</u>
2	CHRIS WALTER	1971	USA	2	100.47	0.457104	212.5	<del>220.0</del>	<del>220.0</del>	212.5 [2]	9	97.134600	3 <u>W</u>
3	ANDRII PETRUK	1975	UKR	7	102.15	0.453546	195.0	202.5	<del>205.0</del>	202.5 [3]	8	91.843065	9
4	IHOR HEVKO	1972	UKR	3	99.21	0.459850	190.0	200.0	<del>205.0</del>	200.0 [4]	7	91.970000	7
5	JUSSI KUUSIKKO	1975	FIN	8	103.80	0.450162	192.5	197.5	<del>202.5</del>	197.5 [5]	6	88.906995	15
6	ROBIN VAN DER MEE	1967	NED	1	103.98	0.449799	175.0	182.5	<del>185.0</del>	182.5 [6]	5	82.088318	22
7	JORGEN OVERGAARD	1974	SWE	10	102.93	0.451933	162.5	170.0	<del>175.0</del>	170.0 [7]	4	76.828610	30
8	MATTHEW VINCENT	1967	LUX	9	103.91	0.449940	155.0	160.0	162.5	162.5 [8]	3	73.115250	37
9	ANIL LAKKUNDI	1976	AUS	5	103.20	0.451380	140.0	145.0	<del>150.0</del>	145.0 [9]	2	65.450100	48
10	RISTO ROURU	1974	FIN	6	99.34	0.459564	120.0	130.0	<del>135.0</del>	130.0 [10]	1	59.743320	50
<b>Master 2 - 120kg</b>													
1	SCOTT SIMON	1974	GBR	14	114.51	0.430558	210.0	217.5	<del>225.0</del>	217.5 [1]	12	93.646365	4
2	STANISLAV JANES	1974	SVK	18	115.50	0.428931	202.5	210.0	<del>220.0</del>	210.0 [2]	9	90.075510	12
3	VIACHESLAV PETROV	1971	UKR	12	114.04	0.431340	202.5	207.5	<del>240.0</del>	207.5 [3]	8	89.503050	14
4	CLINT POORE	1973	USA	13	110.02	0.438310	155.0	165.0	172.5	172.5 [4]	7	75.608475	33
5	LEONARD BROOKS	1974	USA	15	114.92	0.429881	157.5	162.5	165.0	165.0 [5]	6	70.930365	40
6	ARKADIUSZ BEMBENEK	1972	POL	16	118.58	0.424047	165.0	<del>172.5</del>	<del>172.5</del>	165.0 [6]	5	69.967755	43
7	RUNAR SAXEGAARD	1970	NOR	11	118.82	0.423677	152.5	<del>157.5</del>	157.5	157.5 [7]	4	66.729128	47
-	AKIO YAMAZAKI	1976	JPN	17	111.77	0.435214	<del>205.0</del>	<del>205.0</del>	<del>240.0</del>	-	-	-	-
<b>Master 2 - 120+Kg</b>													
1	ADAM PRICE	1975	CAN	20	123.29	0.417063	215.0	220.0	222.5	222.5 [1]	12	92.796518	5
2	SVEN MUELLER	1975	GER	19	122.88	0.417649	215.0	<del>220.0</del>	220.0	220.0 [2]	9	91.882780	8
3	TAKATOSHI ISHII	1973	JPN	24	168.75	0.370887	210.0	217.5	<del>222.5</del>	217.5 [3]	8	80.667923	24
4	AIDAR KOSHKAROV	1976	KAZ	21	150.83	0.385421	200.0	<del>240.0</del>	<del>247.5</del>	200.0 [4]	7	77.084200	27
5	LUBOMIR RUZICKA	1967	CZE	23	141.68	0.394458	180.0	190.0	195.0	195.0 [5]	6	76.919310	29
6	ALEXANDER MOODY	1970	GBR	26	145.88	0.390154	187.5	195.0	<del>197.5</del>	195.0 [6]	5	76.080030	31
7	DARREN BALL	1970	GBR	25	129.08	0.409206	75.0	<del>125.0</del>	<del>125.0</del>	75.0 [7]	4	30.690450	52

**Best Lifter - Master 2**

Place	Name	Team	Wt.Cat.	Bd.Wt.	Coeff.	Best BP	IPF GL Points
1	TOMOHIRO SAKAI	JPN	93kg	90.69	0.480356	207.5	99.673870
2	KONRAD BURGHARDT	GER	105kg	101.14	0.455671	217.5	99.108443
3	CHRIS WALTER	USA	105kg	100.47	0.457104	212.5	97.134600

Team Championship - Master 2				
Place	Team	Points	Best Points	IPF GL Points
1	GERMANY	45	12+12+9+7+5	423.623006
2	UNITED STATES OF AMERICA	44	12+9+9+7+7	408.607291
3	JAPAN	39	12+12+8+7	352.290588
4	FRANCE	28	12+9+7	251.862263
5	UKRAINE	23	8+8+7	273.316115
6	GREAT BRITAIN	22	12+5+4+1	269.458885
7	NORWAY	21	9+8+4	234.423801
8	SWEDEN	20	8+8+4	236.091745
9	POLAND	17	8+5+4	225.397003
10	CANADA	13	12+1	145.344508
11	SLOVAKIA	9	9	90.075510
12	MONGOLIA	9	9	89.715375
13	CZECHIA	9	6+3	149.051610
14	KAZAKHSTAN	7	7	77.084200
15	FINLAND	7	6+1	148.650315
16	AUSTRALIA	6	4+2	126.082380
17	NETHERLANDS	5	5	82.088318
18	DENMARK	5	5	78.246350
19	LUXEMBOURG	3	3	73.115250
20	BRAZIL	2	2	70.195103

Place	Name	YOB	Team	Lot	Bd. Wt.	Coeff.	BP1	BP2	BP3	Best	Points	IPF GL Points	Place
<b>Master 3 - 59kg</b>													
1	HIROSHI MIURA	1964	JPN	4	48.00	0.677872	107.5	112.5	<del>423.5</del>	112.5 [1]	12	76.260600	13
2	BILL DAVIES	1959	GBR	3	56.80	0.616354	67.5	75.0	82.5	82.5 [2]	9	50.849205	49
<b>Master 3 - 66kg</b>													
1	OLEKSANDR CHERNYSHOV	1966	UKR	8	65.91	0.567628	127.5	135.5	137.0 w3	137.0 [1]	12	77.765036	11
2	CHARLES SMITH	1960	NED	10	63.49	0.579388	117.5	<del>422.5</del>	<del>422.5</del>	117.5 [2]	9	68.078090	30
3	VIDMANTAS BAUBLYS	1965	LTU	12	65.20	0.570999	107.5	110.0	112.5	112.5 [3]	8	64.237388	37
4	DOMINIQUE XIBERRAS	1960	FRA	9	64.75	0.573169	105.0	<del>440.0</del>	<del>440.0</del>	105.0 [4]	7	60.182745	42
5	STEVE EDWARDS	1962	USA	7	63.00	0.581865	92.5	102.5	<del>405.0</del>	102.5 [5]	6	59.641163	44
6	DAVID HRYNKOW	1964	CAN	11	65.60	0.569092	65.0	<del>70.0</del>	72.5	72.5 [6]	5	41.259170	53
<b>Master 3 - 74kg</b>													
1	DAMIAN FRONZAGLIA	1965	USA	29	73.10	0.536782	160.0	165.5	167.0 w3	167.0 [1]	12	89.642594	3 
2	ERKKI RAJALA	1962	FIN	26	71.99	0.541184	160.0	165.0	166.5	166.5 [2]	9	90.107136	2 
3	JUJI OTANI	1957	JPN	28	72.92	0.537487	135.0	145.0	155.0	155.0 [3]	8	83.310485	5
4	PATRICK KEENAN	1966	USA	23	73.75	0.534259	115.0	122.5	127.5	127.5 [4]	7	68.118023	29

Place	Name	YOB	Team	Lot	Bd. Wt.	Coeff.	BP1	BP2	BP3	Best	Points	IPF GL Points	Place
5	BAYAR PUREV	1958	MGL	25	73.11	0.536743	<del>110.0</del>	117.5	125.0	125.0 [5]	6	67.092875	32
6	RUNE KISMUL	1965	NOR	27	71.72	0.542273	115.0	120.0	<del>122.5</del>	120.0 [6]	5	65.072760	36
7	HOLM LICHTENFELD	1957	GER	24	72.32	0.539863	107.5	112.5	115.0	115.0 [7]	4	62.084245	40
8	STEFAN HORHAMMER	1961	FIN	22	72.10	0.540742	100.0	105.0	<del>110.0</del>	105.0 [8]	3	56.777910	46
<b>Master 3 - 83kg</b>													
1	VLADIMIR VANIS	1960	SVK	11	82.46	0.503977	145.0	152.5	157.5	157.5 [1]	12	79.376378	10
2	TOMAS RING	1960	SWE	10	82.46	0.503977	140.0	142.5	<del>147.5</del>	142.5 [2]	9	71.816723	18
3	SIMON KURU	1965	SWE	12	82.46	0.503977	130.0	<del>137.5</del>	137.5	137.5 [3]	8	69.296838	27
4	GEORGES MINGOT	1964	FRA	14	82.18	0.504858	125.0	130.0	<del>132.5</del>	130.0 [4]	7	65.631540	35
5	ADAM RAJTAR	1963	POL	9	80.49	0.510298	115.0	117.5	<del>120.0</del>	117.5 [5]	6	59.960015	43
<b>Master 3 - 93kg</b>													
1	JAN WEGIERA	1965	POL	28	91.35	0.478637	185.0	190.0	<del>197.5</del>	190.0 [1]	12	90.941030	1 
2	HERVE FRANCE	1966	FRA	30	92.47	0.475772	177.5	185.0	<del>192.5</del>	185.0 [2]	9	88.017820	4
3	SHINJI TANABE	1963	JPN	23	87.48	0.489071	145.0	150.0	<del>155.0</del>	150.0 [3]	8	73.360650	14
4	LARS WIKLUND	1964	SWE	31	85.05	0.496081	140.0	147.5	<del>152.5</del>	147.5 [4]	7	73.171948	15
5	TOSHIHIKO UENO	1965	JPN	24	90.33	0.481305	142.5	147.5	<del>152.5</del>	147.5 [5]	6	70.992488	21
6	THOMAS CENCICH	1960	USA	20	89.31	0.484030	142.5	145.0	<del>147.5</del>	145.0 [6]	5	70.184350	22
7	STEVEN WILLEY	1964	USA	21	87.94	0.487786	125.0	135.0	142.5	142.5 [7]	4	69.509505	25
8	JARI SALSTE	1965	FIN	22	87.48	0.489071	125.0	130.0	135.0	135.0 [8]	3	66.024585	34
9	FLAVIO FORTES	1959	BRA	25	89.06	0.484707	125.0	<del>132.5</del>	132.5	132.5 [9]	2	64.223678	38
10	MARK MACEY	1962	GBR	26	92.07	0.476788	<del>140.0</del>	110.0	117.5	117.5 [10]	1	56.022590	47
11	JOHN COOPER	1959	GBR	29	90.55	0.480724	95.0	105.0	<del>115.0</del>	105.0 [11]	1	50.476020	50
12	SERGIY KOLOSOVSKYY	1960	UKR	27	92.07	0.476788	95.0	102.5	<del>107.5</del>	102.5 [12]	1	48.870770	51
13	NASHKAR TANDON	1964	IND	32	85.05	0.496081	65.0	75.0	82.5	82.5 [13]	1	40.926683	54
<b>Master 3 - 105kg</b>													
1	SATOSHI ITO	1966	JPN	9	104.72	0.448320	177.5	180.0	<del>190.0</del>	180.0 [1]	12	80.697600	7
2	CLAUDE SIMIAN	1963	FRA	8	104.72	0.448320	155.0	160.0	162.5	162.5 [2]	9	72.852000	16
3	SHINYA SHIDA	1964	JPN	12	95.66	0.467966	150.0	155.0	<del>160.0</del>	155.0 [3]	8	72.534730	17
4	CHRIS COOPER	1962	GBR	10	103.89	0.449980	150.0	155.0	<del>157.5</del>	155.0 [4]	7	69.746900	24
5	RAMI ELORANTA	1966	FIN	6	101.18	0.455586	152.5	<del>155.0</del>	<del>157.5</del>	152.5 [5]	6	69.476865	26
6	ANDRII BOZHYK	1962	UKR	11	100.06	0.457990	120.0	125.0	<del>127.5</del>	125.0 [6]	5	57.248750	45
7	WADE LOWTHER	1962	GBR	7	94.06	0.471818	105.0	115.0	<del>122.5</del>	115.0 [7]	4	54.259070	48
<b>Master 3 - 120kg</b>													
1	BRANKO SUZIC	1964	SLO	17	113.89	0.431591	177.5	185.0	<del>192.5</del>	185.0 [1]	12	79.844335	8
2	JEAN-PHILIPPE ELIASSAINT	1962	CAN	18	111.38	0.435895	175.0	182.5	<del>190.0</del>	182.5 [2]	9	79.550838	9
3	SERHII FILONENKO	1965	UKR	21	117.36	0.425950	170.0	180.0	<del>187.5</del>	180.0 [3]	8	76.671000	12
4	JIRI PSOTA	1962	CZE	22	110.26	0.437879	150.0	160.0	<del>165.0</del>	160.0 [4]	7	70.060640	23
5	ANDREE VOGEL	1966	GER	23	117.36	0.425950	152.5	160.0	<del>165.0</del>	160.0 [5]	6	68.152000	28

Place	Name	YOB	Team	Lot	Bd. Wt.	Coeff.	BP1	BP2	BP3	Best	Points	IPF GL Points	Place
6	WAYNE GILES	1965	SGP	20	118.12	0.424759	155.0	160.0	<del>465.0</del>	160.0 [6]	5	67.961440	31
7	JOERG SCHULZE	1966	GER	24	116.52	0.427284	140.0	145.0	<del>450.0</del>	145.0 [7]	4	61.956180	41
8	KRZYSZTOF WIECZOREK	1960	POL	19	107.03	0.443836	135.0	142.5	<del>445.0</del>	142.5 [8]	3	63.246630	39
9	ANATOLII DOVHALIUK	1965	UKR	16	112.26	0.434364	95.0	105.0	112.5	112.5 [9]	2	48.865950	52
<b>Master 3 - 120+Kg</b>													
1	SIEGFRIED STEINMEIR	1964	AUT	32	130.29	0.407657	192.5	<del>202.5</del>	202.5	202.5 [1]	12	82.550543	6
2	KJELL FURESUND	1966	NOR	33	133.86	0.403260	170.0	177.5	<del>495.0</del>	177.5 [2]	9	71.578650	19
3	LAWRENCE DAOUST	1959	CAN	30	135.95	0.400800	177.5	<del>485.0</del>	<del>487.5</del>	177.5 [3]	8	71.142000	20
4	MARK NOTSCHAELE	1963	LUX	31	122.69	0.417922	160.0	<del>470.0</del>	<del>470.0</del>	160.0 [4]	7	66.867520	33

#### Best Lifter - Master 3

Place	Name	Team	Wt.Cat.	Bd.Wt.	Coeff.	Best BP	IPF GL Points
1	JAN WEGIERA	POL	93kg	91.35	0.478637	190.0	90.941030
2	ERKKI RAJALA	FIN	74kg	71.99	0.541184	166.5	90.107136
3	DAMIAN FRONZAGLIA	USA	74kg	73.10	0.536782	167.0	89.642594

#### Team Championship - Master 3

Place	Team	Points	Best Points	IPF GL Points
1	JAPAN	48	12+12+8+8+8	386.164065
2	UNITED STATES OF AMERICA	34	12+7+6+5+4	357.095635
3	FRANCE	32	9+9+7+7	286.684105
4	UKRAINE	28	12+8+5+2+1	309.421506
5	SWEDEN	24	9+8+7	214.285509
6	CANADA	22	9+8+5	191.952008
7	GREAT BRITAIN	22	9+7+4+1+1	281.353785
8	POLAND	21	12+6+3	214.147675
9	FINLAND	21	9+6+3+3	282.386496
10	NORWAY	14	9+5	136.651410
11	GERMANY	14	6+4+4	192.192425
12	AUSTRIA	12	12	82.550543
13	SLOVENIA	12	12	79.844335
14	SLOVAKIA	12	12	79.376378
15	NETHERLANDS	9	9	68.078090
16	LITHUANIA	8	8	64.237388
17	CZECHIA	7	7	70.060640
18	LUXEMBOURG	7	7	66.867520
19	MONGOLIA	6	6	67.092875

Team Championship - Master 3				
Place	Team	Points	Best Points	IPF GL Points
20	SINGAPORE	5	5	67.961440
21	BRAZIL	2	2	64.223678
22	INDIA	1	1	40.926683

Place	Name	YOB	Team	Lot	Bd. Wt.	Coeff.	BP1	BP2	BP3	Best	Points	IPF GL Points	Place
<b>Master 4 - 59kg</b>													
1	KYOJI KAWAKAMI	1950	JPN	1	57.15	0.614238	80.0	90.0	<del>92.5</del>	90.0 [1]	12	55.281420	22
2	ALOK ASTHANA	1954	IND	2	56.16	0.620282	25.0	<del>30.0</del>	35.0	35.0 [2]	9	21.709870	37
<b>Master 4 - 66kg</b>													
1	TAROU YAMAMOTO	1950	JPN	6	62.67	0.583552	95.0	102.5	<del>405.0</del>	102.5 [1]	12	59.814080	16
2	LEONIDS ANASTASJEVS	1941	LAT	5	62.67	0.583552	<del>75.0</del>	75.0	80.0	80.0 [2]	9	46.684160	34
<b>Master 4 - 74kg</b>													
1	DANIEL SIDES	1956	USA	14	73.38	0.535690	125.0	130.0	135.0	135.0 [1]	12	72.318150	3 <u>🏆</u>
2	HIDEYUKI NOBUHARA	1952	JPN	13	73.38	0.535690	130.0	<del>435.0</del>	<del>435.0</del>	130.0 [2]	9	69.639700	8
3	SAID HOUAS	1954	FRA	21	71.35	0.543778	110.0	115.0	120.0	120.0 [3]	8	65.253360	11
4	JUHANI RASILAINEN	1949	FIN	20	73.38	0.535690	115.0	<del>447.5</del>	<del>447.5</del>	115.0 [4]	7	61.604350	14
5	PATRICK DUMAINE	1953	FRA	18	73.49	0.535263	95.0	100.0	102.5	102.5 [5]	6	54.864458	26
6	JAROSLAV ZIMOLA	1953	CZE	19	70.04	0.549220	90.0	97.5	<del>400.0</del>	97.5 [6]	5	53.548950	28
7	GARY REALE	1953	USA	16	73.38	0.535690	90.0	97.5	<del>400.0</del>	97.5 [7]	4	52.229775	29
8	SVEND-AAGE ERIKSEN	1944	DEN	15	70.70	0.546456	80.0	85.0	87.5	87.5 [8]	3	47.814900	33
-	WLODZIMIERZ SOLIWODZKI	1956	POL	17	73.29	0.536040	<del>442.5</del>	<del>445.0</del>	<del>447.5</del>	-	-	-	-
<b>Master 4 - 83kg</b>													
1	MASASHI MINAMISHOGAKU	1956	JPN	7	76.43	0.524270	<del>430.0</del>	135.0	140.0	140.0 [1]	12	73.397800	2 <u>🏆</u>
2	PEKKA VALTANEN	1954	FIN	8	81.34	0.507536	127.5	132.5	137.5	137.5 [2]	9	69.786200	7
3	KENNETH LEVINE	1953	USA	1	81.21	0.507955	127.5	135.0	<del>440.0</del>	135.0 [3]	8	68.573925	9
4	DARIBAY OSPANOV	1949	KAZ	5	82.64	0.503413	<del>445.0</del>	<del>422.5</del>	122.5	122.5 [4]	7	61.668093	13
5	GERHARD BAUMEISTER	1952	GER	6	82.96	0.502417	115.0	<del>422.5</del>	<del>432.5</del>	115.0 [5]	6	57.777955	20
6	STEPHEN VINEBURG	1956	GBR	4	81.75	0.506223	92.5	97.5	100.0	100.0 [6]	5	50.622300	30
7	PEDRO BELMIRO	1951	BRA	2	82.64	0.503413	90.0	95.0	97.5	97.5 [7]	4	49.082768	32
<b>Master 4 - 93kg</b>													
1	TOSHIHIRO SUYAMA	1954	JPN	16	92.36	0.476051	<del>445.0</del>	145.0	150.0	150.0 [1]	12	71.407650	4
2	JOHN DELGUIDICE	1952	USA	19	91.16	0.479129	132.5	142.5	147.5	147.5 [2]	9	70.671528	6
3	SERGE MYRTIL	1956	FRA	17	86.61	0.491538	<del>440.0</del>	140.0	145.0	145.0 [3]	8	71.273010	5
4	JUHA KOIVISTO	1956	FIN	15	92.36	0.476051	140.0	<del>442.5</del>	<del>442.5</del>	140.0 [4]	7	66.647140	10
5	JOHN NOGUERA	1956	CAN	18	91.73	0.477657	110.0	115.0	117.5	117.5 [5]	6	56.124698	21
<b>Master 4 - 105kg</b>													
1	STANISLAW MENTEL	1954	POL	5	101.53	0.454846	180.0	193.0 w4	<del>200.0</del>	193.0 [1]	12	87.785278	1 <u>🏆</u>

Place	Name	YOB	Team	Lot	Bd. Wt.	Coeff.	BP1	BP2	BP3	Best	Points	IPF GL Points	Place
2	ROINE LOFGREN	1956	SWE	3	95.80	0.467635	120.0	122.5	125.0	125.0 [2]	9	58.454375	18
3	DONALD PETERS	1954	CAN	1	103.78	0.450202	120.0	122.5	<del>125.0</del>	122.5 [3]	8	55.149745	24
4	JEAN PAUL BELMAS	1949	FRA	4	101.99	0.453880	95.0	100.0	102.5	102.5 [4]	7	46.522700	35
5	VALERIY STEPANENKO	1951	KAZ	2	104.36	0.449037	92.5	97.5	<del>102.5</del>	97.5 [5]	6	43.781108	36
<b>Master 4 - 120kg</b>													
1	REINER KATZULA	1953	GER	14	115.65	0.428687	135.0	140.0	<del>145.0</del>	140.0 [1]	12	60.016180	15
2	MACK HODGES	1947	USA	15	113.89	0.431591	<del>125.0</del>	127.5	<del>140.0</del>	127.5 [2]	9	55.027853	25
3	BOUMEDIENNE BENSALAH	1953	FRA	13	108.39	0.441285	120.0	125.0	<del>130.0</del>	125.0 [3]	8	55.160625	23
<b>Master 4 - 120+Kg</b>													
1	DAINIS REINHOLDS	1951	LAT	29	122.69	0.417922	145.0	155.0	<del>170.0</del>	155.0 [1]	12	64.777910	12
2	JOHN O'DWYER	1955	IRL	28	125.22	0.414360	135.0	142.5	<del>145.0</del>	142.5 [2]	9	59.046300	17
3	HARALD PAUL	1954	GER	25	131.67	0.405927	135.0	140.0	142.5	142.5 [3]	8	57.844598	19
4	JUHA PAIMEN	1956	FIN	26	134.02	0.403069	<del>135.0</del>	135.0	<del>142.5</del>	135.0 [4]	7	54.414315	27
5	TERRY YOUNG	1954	CAN	27	137.71	0.398791	125.0	<del>137.5</del>	<del>137.5</del>	125.0 [5]	6	49.848875	31

#### Best Lifter - Master 4

Place	Name	Team	Wt.Cat.	Bd.Wt.	Coeff.	Best BP	IPF GL Points
1	STANISLAW MENTEL	POL	105kg	101.53	0.454846	193.0	87.785278
2	MASASHI MINAMISHOGAKU	JPN	83kg	76.43	0.524270	140.0	73.397800
3	DANIEL SIDES	USA	74kg	73.38	0.535690	135.0	72.318150

#### Team Championship - Master 4

Place	Team	Points	Best Points	IPF GL Points
1	JAPAN	57	12+12+12+12+9	329.540650
2	UNITED STATES OF AMERICA	42	12+9+9+8+4	318.821231
3	FRANCE	37	8+8+8+7+6	293.074153
4	FINLAND	30	9+7+7+7	252.452005
5	GERMANY	26	12+8+6	175.638733
6	LATVIA	21	12+9	111.462070
7	CANADA	20	8+6+6	161.123318
8	KAZAKHSTAN	13	7+6	105.449201
9	POLAND	12	12	87.785278
10	IRELAND	9	9	59.046300
11	SWEDEN	9	9	58.454375
12	INDIA	9	9	21.709870
13	CZECHIA	5	5	53.548950
14	GREAT BRITAIN	5	5	50.622300

Team Championship - Master 4				
Place	Team	Points	Best Points	IPF GL Points
15	BRAZIL	4	4	49.082768
16	DENMARK	3	3	47.814900

### List of Records

#	Name	YOB	Sex	Team	Bd. Wt.	Division	Wt. Class	Event	Result	Date
1	Oleksandr CHERNYSHOV	1966	Men	UKR	65.91	Master 3	66kg	Bench Press (Single Lift)	137.0	23-05-2026
2	Damian FRONZAGLIA	1965	Men	USA	73.10	Master 3	74kg	Bench Press (Single Lift)	167.0	23-05-2026
3	Stanislaw MENTEL	1954	Men	POL	101.53	Master 4	105kg	Bench Press (Single Lift)	193.0	23-05-2026
4	Goderdzi KARTSIVADZE	2009	Men	GEO	73.55	Sub Junior	74kg	Bench Press (Single Lift)	181.0	26-05-2026
5	Yujiro WADA	2003	Men	JPN	71.97	Junior	74kg	Bench Press (Single Lift)	200.5	27-05-2026
6	Anton NYKANEN	2003	Men	FIN	82.12	Junior	83kg	Bench Press (Single Lift)	215.5	27-05-2026
7	Kosei YOKOYAMA	1996	Men	JPN	71.93	Open	74kg	Bench Press (Single Lift)	230.0	28-05-2026

Abbreviations:

ARM = Armenia   AUS = Australia   AUT = Austria   BEL = Belgium   BRA = Brazil   CMR = Cameroon   CAN = Canada   CRO = Croatia   CZE = Czechia   DEN = Denmark   FIN = Finland   FRA = France   GEO = Georgia   GER = Germany   GBR = Great Britain   HUN = Hungary   ISL = Iceland   IND = India   IRI = Iran   IRL = Ireland   ISR = Israel   CIV = Ivory Coast   JPN = Japan   KAZ = Kazakhstan   LAT = Latvia   LTU = Lithuania   LUX = Luxembourg   MGL = Mongolia   NED = Netherlands   NZL = New Zealand   NOR = Norway   PAN = Panama   POL = Poland   ROU = Romania   SRB = Serbia   SGP = Singapore   SVK = Slovakia   SLO = Slovenia   RSA = South Africa   SWE = Sweden   SUI = Switzerland   UKR = Ukraine   USA = United States of America   ISV = United States Virgin Islands